


PRODUCT CATALOGUE 2021/22

...the missing piece that makes
all the difference®



Grass Agronomics

NUTRITION | HEALTH | MANAGEMENT



headland
AMENITY PRODUCTS

Headland Amenity

INTRODUCTION

Welcome to 'The Headland approach'

For over 20 years, Headland Amenity has been a leading innovator in the field of speciality fertilisers and chemicals serving the golf and sportsturf markets as well as lawn care and vegetation management professionals.

Many of the country's leading sporting venues appreciate not only our quality product range but our expert agronomic advice. In addition to sports surfaces, Headland products are widely used in the essential maintenance of the UK road network, in local authorities and contribute to healthy, green lawns that the UK is famous for.

Strong relationships with global suppliers mean we can utilise the most up to date technology, helping to produce unique, high quality products designed to provide positive benefits for the wide range of markets we service. As a result of the success in our home markets, Headland Amenity has a flourishing export business providing the same high quality results throughout Europe and beyond.

Our simple philosophy is based on understanding our customer's issues, needs and requirements – building a structured plan of action to help improve turf quality and our environment. Whether it is a weed control or growth regulator programme or the need for a precise and detailed nutrient strategy, Headland will take the time to find the right solution. If you would like to discuss our products in more detail, please feel free to contact us directly - see the back of the catalogue for your local contact or call our Sales Office on 01763 255550.

UK Manufacturing Base

Over the last 10 years, Headland Amenity have consolidated its manufacturing base closer to home, reducing its freight costs and carbon footprint. The vast majority of our products are manufactured in the U.K, with less and less emphasis on imports from other countries. This allows us to be innovative, fast and flexible.

Headland Technical Support

- Soil nutrient analysis
- Surface Organic Matter Testing'
- Leaf tissue analysis
- Water analysis
- Soil and water salinity testing
- Disease and nematode identification



Follow us on Twitter
@HeadlandAmenity



Nutrient and water analysis

To get a complete picture of the health of your turf, Headland offers a total amenity turf analysis service to its customers – taking soil, turf leaf and irrigation water samples for nutrient, organic matter and particle size analysis. The samples are sent to Lancrop / Yara Analytical Services, a specialist, independent laboratory and the results provided in a clear and concise report.

Using an auger, soil samples are usually taken in an "M" pattern across the area to a depth of 6" and pooled together for each area sampled.

When soil samples are received at the laboratory, they are dried, finely ground and the nutrients extracted for testing using state-of-the-art instrumentation alongside known quality control reference material.

Tissue samples are collected from clippings, which are dried, ground, combusted and then the acid-extracted nutrients are analysed at the laboratory.

Water samples are filtered to remove particulates before the nutrients within the water samples are determined.

Surface Organic Matter Testing

With the continued loss of approved fungicides and the changing climate stimulating more aggressive disease outbreaks, control of surface organic matter is more important now than ever. Understanding where your surfaces are in terms of organic matter content and at what depth it is present, is essential to create a benchmarked aeration plan that can form the basis of a progressive IPM program.

Headland have developed their own sampling system, ensuring sample integrity is maintained during transit and correct procedures are followed to analyse contributory organic matter. Contact your local technical manager or our head office for more information.



Contents

PRODUCT CATALOGUE



Headland Weathercheck 2

Introduction to the Headland Weathercheck concept and how to sign up for it.

Plant Health 3

The '20/20/30' Strategy and Liquid Turf Hardener - Plant protectant	4
Turfite® Elite - Plant elicitor	5
Seamac® Proturf Fe - Plant protectant	5
TeMag™ Elite and Mantle® - Water-soluble elicitors	6
PPT114	7
Plant Health tank-mixes	7
Ascoflex® Plus and Ascoflex® 15 - Biostimulant	8
Turfcomplex® - Biostimulant	9
Elevate Fe® - Liquid iron complex	10
Naturvigor and Headland Soluble Iron	11
DewCure™ - Dew dispersant	12-13
INFORMATION - Non-Pesticidal disease management	14
INFORMATION - Dealing with nematode stress	15

Plant Nutrition 16

Protec® Plus and Protec® - Liquid fertilisers	17
Multigreen® - Controlled release fertilisers	18-19
XTEND® - Slow release granular fertilisers	20-21
XTEND® - Slow release soluble & liquid fertilisers	21
H-Cote™ Mini - Controlled release fertiliser	22
QuickStart® Maxi Plus, Blaukorn® and Easygreen™ Mini - Outfield fertilisers	23
Greentec® - Fine turf fertilisers	24-25
C-Complex® - Fine turf organic fertilisers	26-27
CalciComplex™ - Organic fertiliser	28
C-Complex® Sport - Coarse turf organic fertiliser	29
Solufeed® & Optisol - Water-soluble fertilisers	30

Turf Disease 31

INFORMATION - Integrated Disease Management	32
INFORMATION - Anthracnose Management	33
Microdochium nivale - Management	34-35

Amenity Chemicals 36

Dedicate® - Turf fungicide	37
Exteris® Stressgard™ - Turf fungicide	38
Cabadex® - Selective herbicide	39
Columbus® & Quickfire® - Turf herbicides	40
Enstar & Blaster® Pro - Turf herbicide	41
New-Way Weedspray - Non-selective herbicide	42
Weed Control information	43
Clipless NT® - Plant growth regulator	44-45

Soil Surfactants 46

INFORMATION - A recovery plan for drought-damaged outfield areas	47
TriCure AD™ - Soil wetting agent	48-49
TriCure AD™ - Usage in the field	49
TriCure AD™ - Pellets and Granules	50
Terafirm™ - Advanced soil Penetrant	51

Adjuvants & Spray Aids 52

Transport™ Ultra - Water conditioner	53
Super Signal™, Runway™ and Erase™	54
Tangent SDR® & Knockdown™	55

Soil & Lake Treatments 56

Xpedite® - Soil amendment	57
Jet Black™ - EZ Solupak	57

Information 58

CLP - hazard warning symbols on labels	59
Spreader settings - Granular products	60-61
Nutrient input charts	62
Suggested tank-mixes	63
Fertiliser calculations	64

Headland Weathercheck

Headland Weathercheck uses the latest forecasting technology tailored specifically for the turf and amenity industry



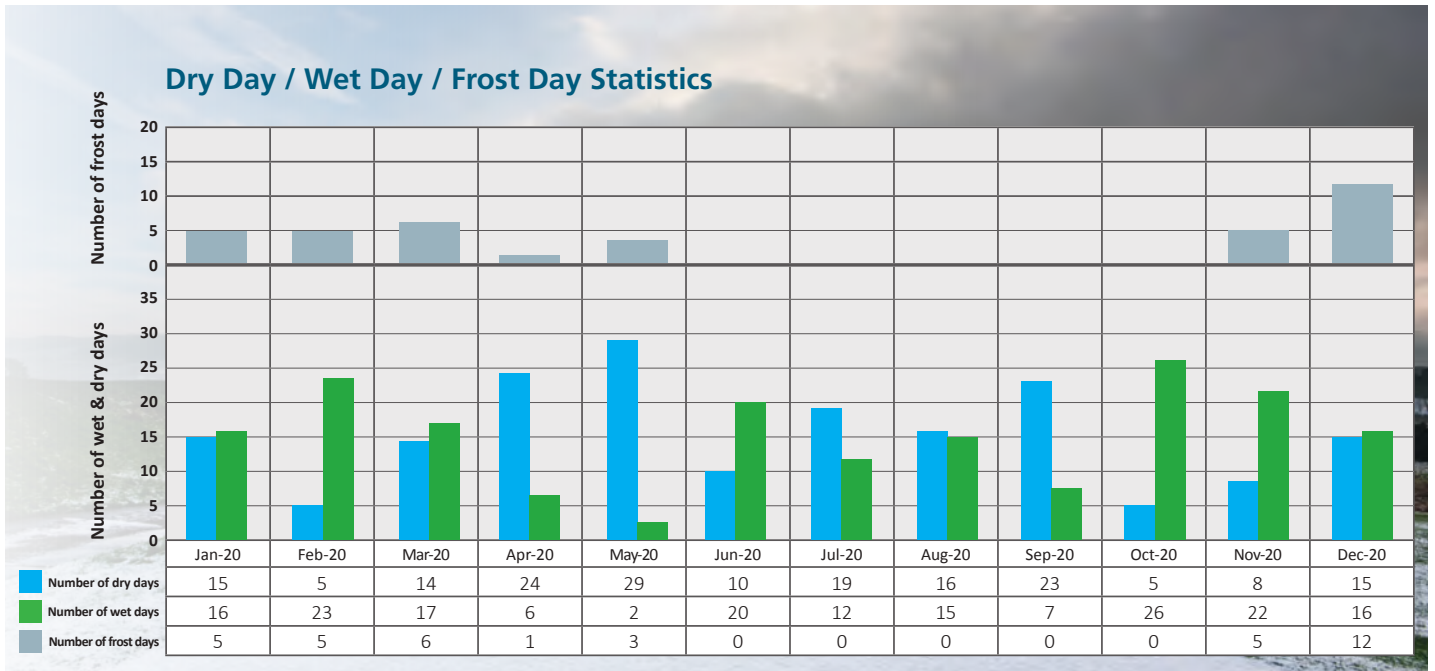
Growth-Degree-Day, Growth Potential and Rainfall Spreadsheet



For 2021, this spreadsheet has been updated with recording columns for daily humidity, E.T and clipping yield. In addition, each month now features a calculation of the Smith Kerns Dollar Spot probability, as this model has shown itself to be effective in tracking not only Dollar Spot activity but also other foliar pathogens including *Microdochium nivale* and Red Thread. A separate summary sheet provides seasonal charts and a yearly summary documenting growth, rainfall and the number of frost days, dry days and wet days. This spreadsheet is available to download at;

https://weather.headlandamenity.com/GDD_GP_Annual_Log/

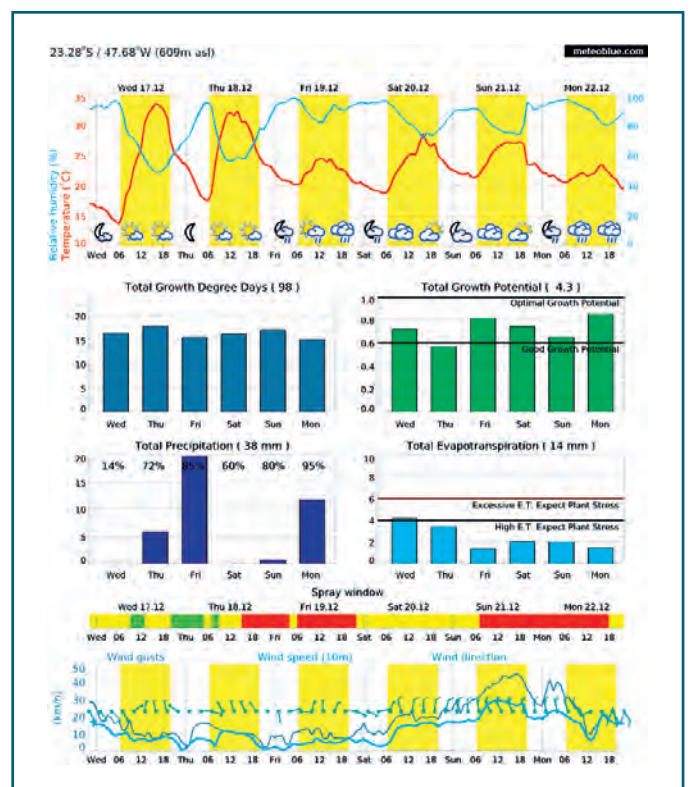
Below shows an example of the 2020 summary sheet for a location in Thame, Oxfordshire.



Meteoturf

Weathercheck now features a specific, turf-related forecasting module called Meteoturf. This transforms forecasted temperatures into growth prediction models using Growth-Degree-Days and Growth Potential. The result enables end-users to see the pattern of predicted growth over the coming week, allowing them to identify uptake windows for fertilisers, growth regulators and pesticides. It also predicts potential growth flushes and periods of plant stress, facilitating a proactive rather than reactive approach to turf management.

During 2021 Headland Weathercheck will undergo a major revamp with improved graphics, the inclusion of numerical forecasting data, disease prediction analytics and an improved location-specific E.T calculation. This will enable the end-user to anticipate potential peaks in disease activity and act accordingly.



To subscribe to Weathercheck and/or Mark Hunt's Weatherblog please visit our website at: www.headlandamenity.com or email weather@headlandamenity.com

Plant Health

The '20/20/30' strategy	4
Liquid Turf Hardener	4
Turfite® Elite	5
Seamac® ProTurf Fe	5
TeMag™ Elite	6
Mantle®	6
PPT114	7
Plant Health tank-mixes	7
Ascoflex® Plus	8
Ascoflex® 15	8
Turfcomplex®	9
Elevate Fe®	10
Naturvigor	11
Headland Soluble Iron	11
DewCure™	12-13
Non-pesticidal disease management	14
Dealing with Nematode Stress	15

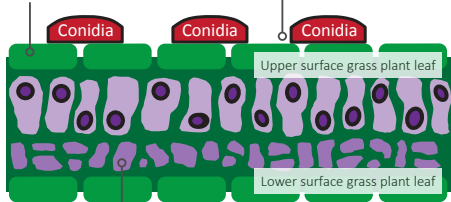


The 20-20-30 Tankmix...

Headland Amenity have been pioneering research work since 2007, carrying out independent trials at the S.T.R.I. using a combination of products to minimise *Microdochium nivale*. Our strategy featuring the 20-20-30 tankmix of Turfite® Elite, Liquid Turf Hardener and Seamac Proturf Fe has been continuously refined and improved with the recent addition of Mantle®, enhancing efficacy.

Liquid Turf Hardener works to strengthen the plant cell wall

Seamac Proturf and Mantle work on the plant leaf surface



Turfite® Elite with salicylic acid promotes enhanced rooting and stimulates the plants natural defence mechanism

The Products

- **Seamac Proturf Fe** - A low pH liquid iron supplemented with magnesium and seaweed to acidify the leaf surface.
- **Liquid Turf Hardener** - A low pH calcium and magnesium liquid solution with nitrate N to facilitate faster uptake.
- **Turfite® Elite** - Now utilising potassium phosphite and supplemented with salicylic acid, a proven plant defence elicitor. To speed uptake into the grass plant, Turfite® Elite utilises a nano-uptake enhancer. Turfite® Elite both stimulates the plants natural defence mechanism (SAR) through the salicylic acid content and encourages better growth characteristics under the effects of a pathogen.
- **Mantle®** - A water-soluble micronutrient package containing manganese, zinc, magnesium and the Harpin Plant Elicitor. Mantle creates an environment on the plant leaf surface that discourages pathogen growth and stimulates physiological processes conducive to better plant growth.



Proven by independent research

Headland Amenity began this journey long before there were concerns regarding pesticidal availability. Utilising independent trials undertaken at S.T.R.I., we have consistently shown a reduction in *Microdochium nivale* activity adopting the 20-20-30 approach. In 13 years of research trials, the 20-20-30 tankmix has reduced *Microdochium nivale* in every year but one (in that year there was already > 30% of the plot affected by *Microdochium* before the trial commenced).

Using the 20-20-30 tankmix

The objective of an effective IPM program against *Microdochium nivale* is to prevent a population establishing during the autumn/winter. Research and end-user feedback has shown once a population is established it is extremely difficult to control and tends to go through periods of inactivity and reactivity leading to severe scarring. Sometimes this scarring isn't grown out till the following spring.

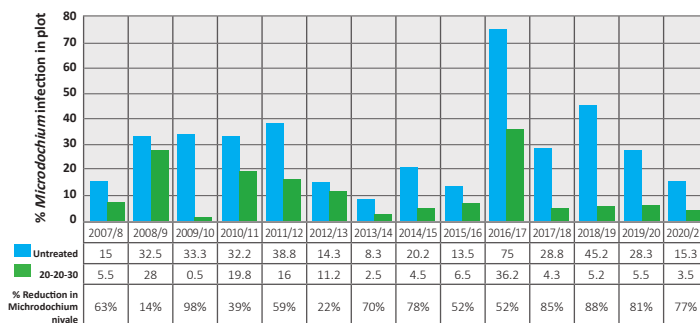
Combination Approach

Headland Amenity suggest utilising a combined approach of pesticidal and non-pesticidal treatments commencing in late summer/early autumn (depending on weather patterns).

If there is already active disease present in the sward, commence with an approved fungicide to lower inoculum levels and then

follow up with the 20-20-30 + Mantle mix within 14 days of the pesticide application. Continue applications at the same frequency unless growth levels are high when intervals will need to be tightened. Usually by early November there is a significant drop off in growth rate and so application frequency can be extended to 21-28 days for the 20-20-30+Mantle mix. Vary the rate of Mantle from 10kg per ha during normal disease activity periods to 20kg per ha when disease activity is high.

Particular attention should be paid to the period leading up to Christmas when extended periods of leaf wetness can encourage significant disease activity. If disease pressure is anticipated as being high, a pesticide application may be required and again supplemented with the 20-20-30 mix + Mantle @ 20kg per ha.



Note – the results for 2020/21 are up until the last assessment date of 22.12.20 and are provisional only. From 2018 onwards applications of 20-20-30 were supplemented with Mantle at 20kg per hectare. Applications commenced in early September on a fortnightly basis until mid-November and then monthly thereafter.

Liquid Turf Hardener

CALCIUM, MAGNESIUM AND NITRATE NITROGEN BASED PLANT PROTECTANT

LIQUID TURF HARDENER ■ KEY POINTS

- Specially formulated foliar plant hardener
- Contains calcium and magnesium in nitrate form
- Rapid uptake formulation technology for a fast response even at low air and soil temperatures
- Ideal tank-mix partner to Seamac ProTurf Fe and Turfite® Elite for non-pesticidal disease suppression
- Acid buffered for maximum tank-mix compatibility



	Liquid Turf Hardener
Application rate	20 to 40L/ha
Water volume	300 to 450L/ha
Supplementary irrigation	Not Required
Pack size	10L & 100L

Liquid Turf Hardener is designed to strengthen turf and increase the plant's ability to withstand stress. It may be applied alone or in tank-mixtures with other products. The unique, nitrate based formulation facilitates rapid uptake of the calcium and magnesium into the grass plant, producing a harder, more disease resistant sward. It can be applied all year round.

Usage Period	J	F	M	A	M	J	J	A	S	O	N	D
Liquid Turf Hardener	●	●	●	●	●	●	●	●	●	●	●	●

Turfite® Elite & Seamac® ProTurf Fe - PLANT ELICITORS AND PROTECTANTS

FOR USE IN ALL FINE AND COARSE TURF SITUATIONS INCLUDING GOLF AND BOWLING GREENS, TEES, FAIRWAYS, SPORTS PITCHES AND RACECOURSES

Turfite® Elite

POTASSIUM PHOSPHITE WITH SALICYLIC ACID
PLANT BIOSTIMULANT

TURFITE® ELITE ■ KEY POINTS

- REACH compliant Potassium phosphite based formulation
- Contains Salicylic acid plant elicitor
- Research proven formulation
- Key component of 20-20-30 tankmix approach to help minimise *Microdochium nivale* infection'
- Ideal tankmix partner with Ascoflex® Plus and TeMag Elite to stimulate post stress recovery



Seamac® ProTurf Fe

CHELATED IRON AND SEAWEED BASED PLANT
PROTECTANT

SEAMAC® PROTURF Fe ■ KEY POINTS

- 6% chelated iron with magnesium and sulphur for optimum winter colour
- Rapid uptake formulation technology for a fast response even at low air and soil temperatures
- Ideal tank-mix partner to Liquid Turf Hardener and Turfite® Elite for non-pesticidal disease suppression
- Acid buffered for maximum tank-mix compatibility
- Ideal tank-mix partner for Clipless NT plant growth regulator
- Cost effective winter tonic



Turfite® Elite is a potassium phosphite based formulation, developed by Headland Amenity to conform with REACH regulations. Recent research on the role of phosphite in the plant conducted in association by Headland Amenity has highlighted stimulation of root development and photosynthesis as the potential mode of action of phosphite. Turfite® Elite also incorporates the proven plant elicitor Salicylic acid, to maximise stimulation of the plants natural defence mechanism. By stimulating healthier plant growth and the grass plant's natural defence mechanism, Turfite® Elite reduces the potential for damage by pathogens.

Seamac Proturf Fe features a unique formulation enhanced with Elevate Fe to maximise speed of iron uptake and produce a more natural, longer-lasting colour. By using multiple forms of iron, Seamac Proturf Fe offers a rapid green up after application with less staining of the leaf surface. The unique formulation chemistry of Seamac Proturf Fe is important not only for stability and tankmix compatibility, but also to provide acidification on the leaf surface in order to discourage pathogenic fungal growth. Trials results in the field and also in the laboratory have shown Seamac Proturf Fe provides the optimum iron formulation for suppression of *Microdochium nivale*.

	Turfite® Elite
Application rate	20 to 40L/ha
Water volume	300 to 450L/ha
Supplementary irrigation	Not Required
Pack size	10L, 100L & 500L IBC

	Seamac® ProTurf Fe
Application rate	20 to 30L/ha
Water volume	300 to 450L/ha
Supplementary irrigation	Not Required
Pack size	10L, 100 & 200L

Usage Period	J	F	M	A	M	J	J	A	S	O	N	D
Turfite® Elite	●	●	●	●	●	●	●	●	●	●	●	●

Usage Period	J	F	M	A	M	J	J	A	S	O	N	D
Seamac® ProTurf Fe	●	●	●	●	●	●	●	●	●	●	●	●

How to use

Turfite® Elite is mainly used to increase the grass plant's ability to grow away from plant pathogens and/or plant stress situations. The main usage periods are therefore during the spring growing season, prior to summer plant stress periods and during the autumn/winter as a component of the 20-20-30 tankmix for suppression of *Microdochium nivale* activity. Turfite® Elite is tankmix compatible with most Headland liquid fertilisers and does not require irrigating in following application.



TeMag™ Elite

WATER-SOLUBLE, CHELATED MICRONUTRIENTS WITH HARPIN™ PLANT ELICITOR

FOR USE IN ALL FINE AND COARSE TURF SITUATIONS INCLUDING GOLF AND BOWLING GREENS, TEES, FAIRWAYS, SPORTS PITCHES AND RACECOURSES

TEMAG™ ELITE ■ KEY POINTS

- Water-soluble micronutrients with Harpin and Iron
- Harpin Plant Elicitor stimulates plants natural defence mechanisms
- Uses Elevate Fe as new iron source - prevents staining and wheel marks
- Research indicates natural suppression of *Microdochium nivale* and Dollar Spot (*Clariireedia homeocarpa*)
- Tank-mixable with fungicides, liquid fertilisers and biostimulants



Mantle®

WATER-SOLUBLE MANGANESE, ZINC, MAGNESIUM AND HARPIN PROTEIN ELICITOR COMBINATION

FOR USE IN ALL FINE AND COARSE TURF SITUATIONS INCLUDING GOLF AND BOWLING GREENS, TEES, FAIRWAYS, SPORTS PITCHES AND RACECOURSES

MANTLE® ■ KEY POINTS

- Water-soluble manganese, zinc and magnesium with Harpin
- Harpin Plant Elicitor stimulates plants natural defence mechanisms
- For foliar application (uptake mechanism of the Harpin protein)
- Manganese has a potential two-fold benefit to the grass plant
- Tank-mixable with fungicides, liquid fertilisers and biostimulants



TeMag™ Elite water-soluble iron and micronutrient package contains Elevate Fe, Headland's complexed iron formulation. The chemical structure of the iron prevents it oxidising after application so it is non-staining with no risk of wheel marking when applied at the manufacturer's suggested rates. It is also fully tank-mixable with liquid fertilisers, biostimulants and pesticides including many currently available fungicides.

Backed by research

Headland work carried out over the last 10 years has shown that some, but not all forms of iron can help reduce the level of disease within a grass sward. TeMag™ Elite has been formulated using one of the most effective iron sources found as a result of these investigations. The studies have shown positive results with both *Microdochium nivale* and *Clariireedia homeocarpa* (Dollar Spot) populations.

	TeMag™ Elite
Application rate	6kg/ha
Water volume	300 to 450L/ha
Supplementary irrigation	Not Required
Pack size	6kg

Usage Period	J	F	M	A	M	J	J	A	S	O	N	D
TeMag™ Elite	●	●	●	●	●	●	●	●	●	●	●	●

As well as an important component of two enzymes, manganese is also an activating co-factor for a large number of enzymes required for key functions in the grass plant. It is involved in the process of lignin synthesis in the root and research has shown that applications of manganese can reduce the ability of some root pathogens like Take All Patch, to cause damage. As essential secondary and micronutrients respectively, magnesium and zinc are also involved in the fundamental processes for a healthy plant, namely photosynthesis and protein synthesis.

	Mantle®
Application rate	5 to 10kg/ha (Outfield turf) 10 to 20kg/ha (Fine turf)
Water volume	300 to 400L/ha
Supplementary irrigation	Not Required
Pack size	5kg
Bag coverage (per hectare)	1 to 4 bags

Usage Period	J	F	M	A	M	J	J	A	S	O	N	D
Mantle®	●	●	●	●	●	●	●	●	●	●	●	●



PPT114

WATER-SOLUBLE MANGANESE, ZINC, COPPER, IRON AND HARPIN PROTEIN ELICITOR COMBINATION

PPT114 ■ KEY POINTS

- Water-soluble micronutrient formulation with Harpin Plant Elicitor
- Stimulates plants natural defence mechanisms
- Utilises two types of iron for improved winter colour
- Research developed ratio of manganese, zinc and copper
- Tank-mixable with fungicides



PPT114 is a micronutrient formulation developed over 2018/19 in independent and in-house field trials. Following on from the highly successful introduction of Mantle®, PPT114 was developed to increase the efficacy of a micronutrient formulation in *Microdochium nivale* management. In addition, the incorporation of two different sources of iron is designed to maximise winter colour when used in a tank mix. Trial work conducted since 2018 has highlighted a synergy when combining PPT114 in a fungicide tankmix for increased efficacy and enhanced agronomic benefit. With copper present in the formulation, the frequency and application rate on the product label must be adhered to in order to prevent build up in the soil.

	PPT114
Application rate	*Normal – 10kg per ha *Heavy – 20kg per ha
Supplementary irrigation	Not Required
Pack size	5kg
Bag coverage	1 to 4 bags
Usage Period	All year round (see label)

*Please note instructions on product label regarding rate and frequency

Plant Health tank-mixes

INFORMATION

Tank-mixing is a key part of modern turf management saving time and in some cases increasing the efficacy of the applied mix in terms of obtaining a positive plant response.

Headland conduct a comprehensive assessment of a tankmix in the laboratory to assess physical compatibility, in the field to assess biological compatibility and in research trials to assess the synergistic benefits.

The following tank-mixes have been tested using all these criteria;



Stress Reduction, Plant Recovery and High Disease Pressure Tank-mix.

STRESS REDUCTION

By combining the bioactive seaweed and humic acid combination of Turfcomplex with the proven surfactant benefits of Tricure AD, this tank-mix ensures a reduction in plant stress.

1 **Tricure AD™** 10 to 20L/ha + 2 **Turfcomplex** 20 to 40L/ha in **400 to 600L/ha Spray solution**

PLANT RECOVERY

When the grass plant is weak during periods of climatic and / or biotic stress, this tank-mix maximises recovery and plant health.

1 **Ascoflex® Plus** 10 to 20L/ha + 2 **TeMag™ Elite** 6kg/ha + 3 **Turfite® Elite** 20 to 30L/ha in **400L/ha Spray solution**

HIGH DISEASE PRESSURE TANK-MIX - *Microdochium nivale*

With more warmth and humidity carrying later on into the autumn / winter, disease pressure from *Microdochium nivale* is a growing threat to fine turf and coarse turf areas. This tankmix is backed by 13 years of independent research in terms of suppressing disease activity using a combination of protectants, hardeners and elicitors.

1 **Liquid Turf Hardener** 20L/ha + 2 **Turfite® Elite** 20L/ha + 3 **Seamac® Proturf Fe** 30L/ha in **400L/ha Spray volume**

Mantle® can be added to this tank-mix at 10 to 20kg per hectare to maximise suppression...

Ascoflex® Plus - HIGH BIOACTIVE CONTENT SEAWEED + PROACTIN^{EX}

FOR USE IN ALL FINE AND COARSE TURF SITUATIONS INCLUDING GOLF AND BOWLING GREENS, TEES, FAIRWAYS, SPORTS PITCHES AND RACECOURSES

ASCOFLEX® PLUS ■ KEY POINTS

- U.K. manufactured seaweed source
- Optimum extraction of bioactive compounds
- Batch tested to ensure consistency of product quality
- Proactin plant-based amino acid package
- 100% plant derived formulation utilising *Ascophyllum nodosum* (Knotted Wrack)
- Improves tolerance and recovery from plant stress



Formulated by research

ProactinEX has been trialled in the US at Rutgers University, to assess its ability to promote tolerance to heat, drought and salinity stress in turfgrass. (Huang, Dr. Bingru and Burgess, Patrick, Rutgers University, 2011)

To view the research data visit - <http://tinyurl.com/proactin>

Amino acid content

The benefits of using seaweed extracts in foliar and root drench applications are well established on sports turf. Ascoflex® Plus aims to build on these benefits by providing additional L-Form, plant-available amino acids, vitamins and antioxidants. Amino acids are involved in numerous functions that facilitate healthy growth, including shoot and root development, nitrogen transfer within the plant and chlorophyll production.

Ascoflex® 15

Ascoflex® 15 is a straight seaweed extract derived from *Ascophyllum nodosum*, the same seaweed material that is used in Ascoflex® Plus and is suitable for applications on larger, outfield areas. No nutrition is added to the formulation during processing and therefore Ascoflex® 15 represents a pure seaweed extract. Suitable for application with liquid fertilisers and Tricure AD.

	Ascoflex® Plus	Ascoflex® 15
Application rate	10-20L / ha	5L / ha
Water volume	200 – 400L / ha	200 – 400L / ha
Supplementary irrigation	Not Required	Not Required
Pack size	10L & 100L	100L

Usage Period	J	F	M	A	M	J	J	A	S	O	N	D
Ascoflex® Plus		●	●	●	●	●	●	●	●	●	●	●
Ascoflex® 15		●	●	●	●	●	●	●	●	●	●	●

Ascoflex Plus replaced Seamac Ultra Plus in spring 2020 and has already proved its worth during the very high temperatures experienced last summer. Ascoflex® Plus contains an acidic seaweed source, harvested from *Ascophyllum nodosum* which has been carefully selected for its optimum level of bioactive compounds. Actual content from batch testing analysis;

Polysaccharides (w/v)

	Alginic Acid	Laminarin	Fuoidan	Mannitol
Ascoflex® Plus	36.79 g/l	19.11 g/l	19.61 g/l	13.03 g/l

Betaines & Phytohormones (w/v)

	Betaines	Gibberellins	Cytokinins	Auxins
Ascoflex® Plus	0.23 g/l	11.41 mg/l	9.41 mg/l	16.83 mg/l

About ProactinEX

Ascoflex® Plus contains ProactinEX, a patented, plant-derived biostimulant package, containing L-form amino acids, B-Complex vitamins and antioxidants. To enable a rapid plant response and help improve uptake, ProactinEX utilises express technology - a patented formulation using SAR compounds and a transcuticular nutrient delivery system.



Turfcomplex® - BIOACTIVE SEAWEED + HUMIC ACIDS, MICRONUTRIENTS AND ELEVATED MANGANESE

FOR USE IN ALL FINE AND COARSE TURF SITUATIONS INCLUDING GOLF AND BOWLING GREENS, TEES, SPORTS PITCHES AND RACECOURSES

TURFCOMPLEX® ■ KEY POINTS

- Liquid biostimulant featuring seaweed extracts and humic acids
- Contains Algifol® bioactive seaweed for high levels of growth stimulants
- Helps reduce stress and improve plant health
- Aids disease resistance
- Use in combination with TriCure AD wetting agent, for a complete stress management program in hot, dry weather
- Elevated levels of chelated manganese for enhanced root strength



Elevated manganese content for enhanced root strength and disease suppression

Manganese availability has been linked with a number of turfgrass diseases, notably Take-All Patch and latterly Grey Leaf Spot. These diseases are thought to convert manganese to a form that is unavailable to the plant and in so doing, increase the plant's susceptibility to disease.

Manganese is linked to lignin biosynthesis and therefore low levels in the root may limit root lignin content and thereby increase the plants susceptibility to root diseases, like Take-all. Turfcomplex is formulated to apply 0.37kg of Mn/ha @ 20L/ha.

Fully chelated micronutrient package

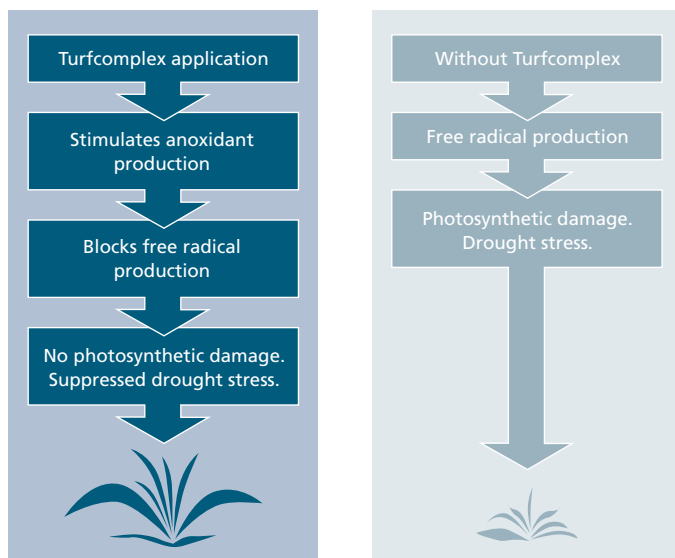
Turfcomplex contains a full spectrum of micronutrients in EDTA chelated form to maximise availability in alkaline rootzones. Chelates are compounds that bind tightly to specific nutrient molecules and thereby prevent them from reacting with other elements in the soil and becoming unavailable.

Application type	Turfcomplex®	
	Foliar	Root Drench
Application rate	20 to 40L/ha	20 to 40L/ha
Water volume	300 to 400L/ha	450 to 600L/ha
Supplementary irrigation	Not Required	Irrigate to move product into rootzone
Pack size	10 & 100L	10 & 100L

Usage Period	J	F	M	A	M	J	J	A	S	O	N	D
Turfcomplex®			●	●	●	●	●	●	●			

Synergistic formulation

Turfcomplex exploits the synergistic effect of Algifol - a cold temperature manufactured bioactive seaweed, combined with high levels of plant active humic acids to meet the twin objectives of improved root mass and reduced plant stress. When a plant is under stress, toxic molecules known as free radicals can be produced, which if left to accumulate, damage plant pigment production causing bleaching and cell membrane damage. Research has shown that application of a bioactive seaweed in combination with humic acid can stimulate the plant to produce antioxidants that prevent the accumulation of free radicals by reacting with them to produce non-harmful compounds.



High humic acid content

Turfcomplex contains high levels of humic and fulvic acids in order to promote root growth and reduce plant stress. At 40 litres per hectare, Turfcomplex applies the research identified optimum rate of 1.75kg/ha of Humic Acid.



Take-all disease

Elevate Fe[®] - NON-STAINING, COMPLEXED LIQUID IRON

FOR USE ON ALL COARSE & CLOSE-MOWN AREAS INCLUDING RACECOURSES, SPORTS PITCHES, GOLF COURSE TEES, APPROACHES, FAIRWAYS AND SEMI-ROUGH

ELEVATE Fe[®] ■ KEY POINTS

- Non-staining complexed iron formulation
- Clean, ready to use liquid
- No blackening or wheel marks
- Mixes easily with Clipless NT PGR and liquid fertilisers
- Pack sizes: 200/700/1,000L



Elevate Fe is a cost-effective, liquid formulation of iron for use on outfield turf. Unlike most iron plus nitrogen formulations, the iron in Elevate Fe is chemically-bonded to the nitrogen and this imparts some unique characteristics when applied to turf.

Non-staining, safe formulation

Most iron formulations leave a black residue on the leaf evident after application, particularly on high traffic areas, wheel marks and where the spray boom has travelled closer to the turf. Application of Elevate Fe does not result in staining to the turf, allowing applications to be made right up to key events. In addition, this allows for safe applications with less plant stress through desiccation and no leaf tip scorch.

Rapid plant uptake

The nitrogen-iron complex facilitates fast uptake into the plant for a rapid green-up after application and long-lasting results. Application of Elevate Fe at 20 litres per hectare applies just over 1.5kg N/hectare.

	Elevate Fe [®]
Application rate	20 to 40L/ha
Water volume	300 to 450L/ha
Supplementary irrigation	Not Required
Pack size	200, 700 & 1,000L

Usage Period	J	F	M	A	M	J	J	A	S	O	N	D
Elevate Fe	●	●	●	●	●	●	●	●	●	●	●	●



Non-reactivity in the spray tank

Elevate Fe does not exhibit the usual type of reactivity normally associated with iron when used as a tank-mix component (see Fig. 1). The iron in Elevate Fe is bound in a nitrogen complex preventing adverse reaction with other tank-mix components. This means it is suitable for mixing with water-soluble, liquid fertilisers and plant-growth regulators.

When standard iron is mixed with a phenoxy herbicide often a reaction occurs and a thick precipitate is formed, rendering the tank-mix useless and impossible to spray out. Elevate Fe does not demonstrate the same issues when added to Quickfire herbicide. In limited field trials the two products were successfully combined and sprayed out with no issues.



Fig. 1. Results of reactivity when Elevate Fe is used as a tank-mix component with Quickfire herbicide compared to normal iron and phenoxy herbicide.

Tank-mix for outfield colour with TriCure AD[™] wetting agent

We investigated the feasibility of combining Elevate Fe, XTEND Soluble 46-0-0 and Tricure AD, at the outfield rate of 2.5L/hectare. The rationale being to apply in the morning, leave the tank-mix on the leaf to enable the XTEND Soluble and Elevate to be absorbed and then water in using irrigation in the evening.

During trials the mix was left on the grass plant for 4 consecutive days when the air temperature topped 30°C. Following irrigation, no phytotoxicity (leaf scorch) was evident and the plant response from the fertiliser, iron and soil surfactant was excellent.

OUTFIELD GREEN UP WITH WETTING AGENT Tees, Fairways, Semi-Rough and Sports Pitches

1	2	3		
XTEND[®] Soluble 20-40kg/ha	+	TriCure AD[™] 2.5L/ha	+	Elevate Fe[®] 20L/ha

in

400L/ha spray volume

Applications from Mid-April. Irrigation or rainfall required.

Naturvigor - COMPOSTED COW MANURE AND HUMIC ACID SOIL CONDITIONER

FOR USE IN ALL COARSE TURF SITUATIONS INCLUDING GOLF TEES, FAIRWAYS, SPORTS PITCHES AND RACECOURSES

NATURVIGOR ■ KEY POINTS

- Fairway grade formulation
- 1-1-1 analysis with added iron and micronutrients
- Free-flowing granule, easy to apply, with rapid particle breakdown
- Humic acid content aids root development and germination
- Fully composted for maximum benefit to soil
- Improves soil nutrient retention and maximises fertiliser efficacy
- Ideal for use during renovation and overseeding



The high organic matter (32.5%) and humic acid (18.1%) content make this product ideal for use on impoverished, sandy soils. Naturvigor also contains a comprehensive range of micronutrients. The 1% iron content is complexed by humic acids to ensure long-term availability.

Aerobic composting

A two-stage composting process is used to produce Naturvigor. Firstly, the cow manure is turned frequently, over a period of 5 to 7 months to input oxygen, regulate temperature and encourage aerobic decomposition. Then the final phase of composting takes place under cover, to protect the beneficial bacteria present from the harmful effects of UV rays.

Humic acids with a high fulvic acid fraction (for maximum availability) are then added to the mixture prior to granulation.

The effects of using Naturvigor

Application of Naturvigor imparts a number of benefits to impoverished soils including:

- Improved organic matter recycling (by introducing actinomycetes, the micro-organisms responsible for thatch breakdown)
- Increased nutrient retention, thereby maximising the effects of fertiliser applications
- Increased soil microflora

Where to use Naturvigor

Naturvigor can be used for application to golf course fairways, semi-rough and rough areas and also on winter season pitches, race courses, polo grounds and in professional lawn care.

The product is ideal for use during spring and autumn renovation and overseeding.

Unlike ordinary composted green waste material, the free-flowing particles of Naturvigor are easily spread using conventional spreaders and are ideally suited for application through Viccon and Amazone fairway equipment.

	Naturvigor
Field longevity	4 to 8 weeks
Granulation	SGN340
Additional product contents	18% Humic Acid
Application rate	35 to 50g/m ²
Pack size	25kg
Bag coverage (per hectare)	14 to 20 bags

Usage Period	J	F	M	A	M	J	J	A	S	O	N
Naturvigor			●	●	●	●	●	●	●	●	●

Headland Soluble Iron

FULLY WATER-SOLUBLE SULPHATE OF IRON

FOR USE IN ALL COARSE TURF SITUATIONS INCLUDING GOLF TEES, FAIRWAYS, SPORTS PITCHES AND RACECOURSES

HEADLAND SOLUBLE IRON ■ KEY POINTS

- High quality water-soluble iron contains 20% Fe
- Highly soluble formulation for easy mixing
- Application in low water volumes
- Cost effective tank-mix partner to liquid and water-soluble fertilisers



There are many grades of soluble iron on the market, but this product demonstrates superior solubility in water volumes as low as 300 litres per hectare.

Application notes

Apply after cutting to avoid removing the product from foliage. Applications made early or late in the season, when soil moisture levels are high, at the light or normal rate, do not require supplementary irrigation. Avoid applying product during frosty weather or when frost is anticipated.

	Headland Soluble Iron
Application rate	8 to 20kg/ha
Water volume	300 to 600L/ha
Supplementary irrigation	Not required
Pack size	25kg

Usage Period	J	F	M	A	M	J	J	A	S	O	N	D
Headland Soluble Iron			●	●	●	●	●	●	●	●	●	●

DewCure™ - LONG TERM DEW CONTROL

A LONG-LASTING, DEW CONTROL PRODUCT, SPECIFICALLY FORMULATED TO REDUCE THE ACCUMULATION OF SURFACE MOISTURE ON TURF, INCLUDING DEW, GUTTATION FLUID AND LIGHT FROST

DEWCURE™ ■ KEY POINTS

- Reduces leaf moisture, suppressing dew and guttation fluid formation
- Enhanced longevity over conventional dew suppressants
- Faster drying times following rain or irrigation
- Drier surfaces can result in less disease
- Quicker recovery from frost
- Reduced labour and drier cutting
- Pack size: 10 litres



DewCure forms a water-resistant, rainfast coating on the leaf surface that suppresses the formation of moisture in the form of dew or guttation fluid.

Guttation fluid

Guttation fluid is water secreted on to the surface of leaves through specialized pores, known as hydathodes. The process occurs most frequently during conditions of high humidity when the rate of transpiration is low. Drops of water found on grass in early morning are often the result of guttation, rather than dew. (Guttation should not be confused with dew, which condenses from the atmosphere onto the plant surface).



Longevity

The longevity of DewCure is a function of two main factors - the rate of mowing frequency (removing leaf tissue treated with DewCure) and the growth rate following application.

Best results are obtained prior to or during colder spells of weather when the level of clipping removal and new growth / leaf formation is at its lowest. Trials have shown that DewCure provides from 1 week to 3 weeks longevity depending on the factors mentioned above.

DewCure is classified, labelled and supplied in accordance with the CLP European regulation No. 1272/2008 and REACH European Regulation No 1907/2006.

Frost

DewCure increases the formation of ice crystals on the plant leaf rather than in or on the soil surface and because the ice crystals are affected by air and not soil temperature, frost may disappear quicker from treated areas.

Disease reduction

The activity of damaging foliar diseases like Fusarium Patch (*Microdochium nivale*) and Dollar Spot (*Clarireedia homeocarpa*) is positively linked with conditions conducive to high leaf moisture levels and therefore by reducing this level, disease activity is suppressed. DewCure can be used on all types of turf including golf greens, approaches, tees and fairways, cricket squares and winter sports pitches.

Application notes

It is important not to exceed the water volume shown and to apply to dry turf. Allow DewCure to thoroughly dry on the leaf surface prior to irrigation or rainfall.

- Always maintain a 1.5% dilution rate (e.g. 6L DewCure in 400L water).
- Use standard flat fan nozzles to apply.
- Apply when wind drift is minimal.
- Do not apply through irrigation systems.
- Leave a minimum of 14 days between treatments.
- Do not apply to stressed grass, particularly saturated (waterlogged) or thatchy turf or when heavy frost is expected.

	DewCure™
Application rate	6L/ha
Water volume	400L/ha



DewCure™ - LONG TERM DEW CONTROL

KEEPING SURFACES DRIER TO HELP REDUCE DISEASE INCIDENCE

DewCure™ maintains dry surfaces prior to aeration and top-dressing

All aspects of aeration and top-dressing become more difficult if the operations have to be carried out on wet greens. Top-dressing sticks to the leaf instead of moving down into the turf surface and causes damage to mower cutting blades. In addition, core harvesting is both a longer and messier process when the turf surface is damp or wet.

Using DewCure before aeration or topdressing can reduce the problems associated with the process by eliminating turf moisture caused by dew and guttation. The drier surface allows faster and cleaner aeration and quicker return to ideal playing conditions after topdressing by enabling sand to better work into the turf canopy, rather than sticking to the leaf.



Application

Use DewCure at its normal rate of 6L/ha in 400L of water (It is important to maintain a 1.5% dilution).

Make a pretreatment application 1 to 2 days before aeration and/or topdressing.

The shorter the interval between application and aeration, the better the results.

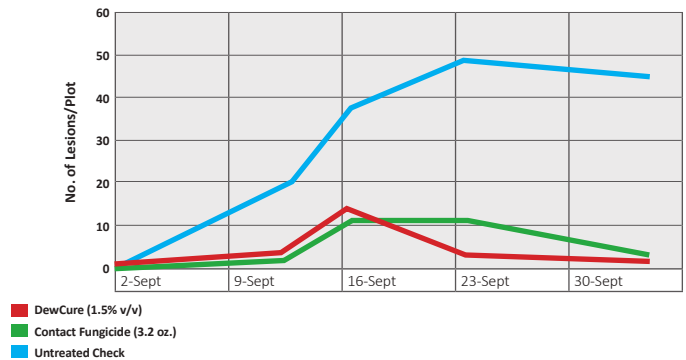
DewCure will continue to suppress dew and frost for a period of time after the operation (duration will be dependent on grass removal by mowing and / or new growth emergence).

Conclusive DewCure research data

It is clear that surface moisture plays an important part in the 'disease triangle' of host - pathogen - environment. Adapting the environment by maintaining drier turf, especially in times of expected disease pressure, helps to reduce the incidence of disease. Field trials and end-user feedback in the UK and Ireland have indicated slower establishment of Fusarium and lower incidence through the susceptible periods of the year when using DewCure. DewCure has also undergone extensive university trials in the U.S. that highlight its ability to help minimize the impact of turf disease. The product's effect upon the incidence of Dollar Spot was investigated at Ohio State University.

Dollar Spot putting green study

Autumn 2008 - Boehm, et. al. Ohio State University



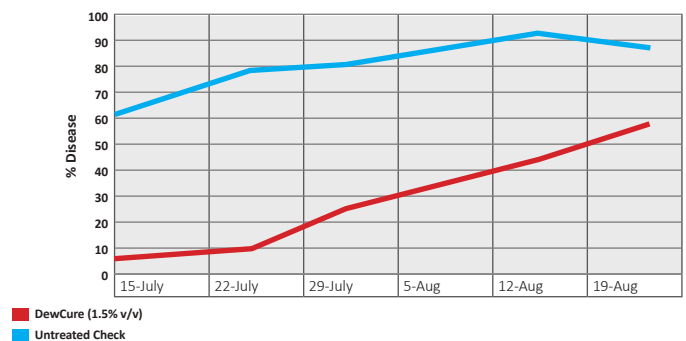
DewCure was significantly different from untreated check on all dates. All applications made at 14 day intervals beginning September 2.

DewCure significantly suppressed dollar spot by 75% or more during the course of the study when compared to the untreated control. The level of control provided by DewCure in this trial was statistically the same as the level of control provided by the standard contact fungicide included in the study. The authors noted no difficulty mixing or spraying DewCure and no phytotoxicity was observed.

In a second study, levels of anthracnose were measured after applications of DewCure.

Anthracnose putting green study

2008 - Clarke, et. al. - Rutgers University



DewCure is significantly different from untreated control on all dates. DewCure applications made at 14 day intervals beginning July 15.

In the absence of any fungicides, an adequate level of control (i.e. less than 10% disease) was observed in the DewCure treated plots early in the disease cycle at a time when the level of disease in the untreated checks (60%) had far exceeded an acceptable level. Although the level of disease rose in the DewCure treated plots over the course of the summer, it never reached the level of disease in the untreated checks and remained significantly lower on all sampling dates.

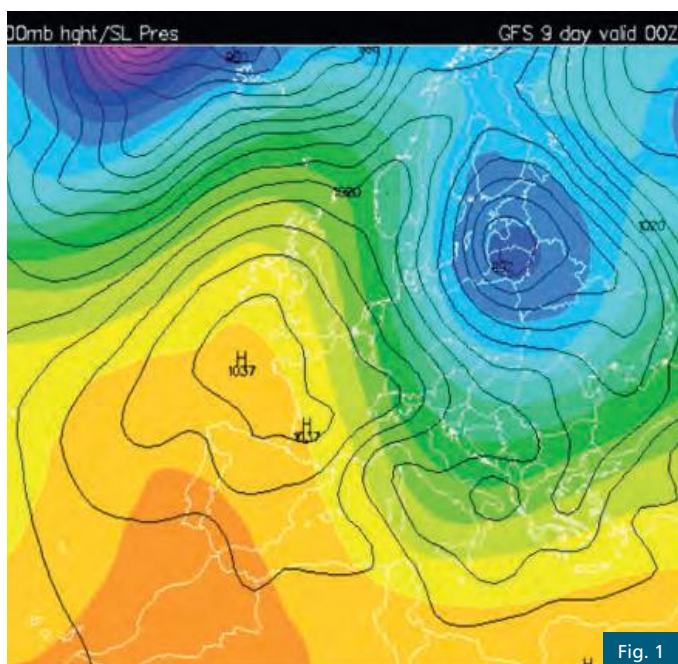
Non-pesticidal disease management - AUTUMN/WINTER

Over the last few years, management of *Microdochium nivale* has changed radically with two key drivers impacting on turfgrass management;

1. A changing climate over the autumn and winter period
2. Legislation removing effective pesticides

Climate

Autumn 2018/19 proved to be a game changer in terms of our autumn/winter weather patterns. We are now quite used to periods of warm and humid air during the early autumn, with October typically the worst month for aggressive *Microdochium* activity. In 2018/19 we saw a different weather pattern later into the winter with high pressure located South West of the UK ushering up mild and humid air during November and December. (Fig. 1.)



The period between Christmas and The New Year featured mild day and night temperatures, light winds and humid air giving ideal conditions for fungal development. Many golf courses and sports pitches that had managed to keep disease scars to a minimum up until Christmas saw very aggressive disease activity and multiple scarring through late December and early January.

Legislation

We continue to see the impact of E.U. legislation with the withdrawal of effective fungicide actives. Over the last 3 years we have lost Prochloraz, Iprodione, Chlorothalonil (in mixtures) and recently Propiconazole. Newer chemistries coming into the market contain significantly less A.I and so are not as effective on the grass plant pathogen as the products they replace. Less A.I also means a shorter longevity of effective control. This is further compounded by higher grass growth rates occurring late into the autumn/winter period so fungicide actives are removed in the grass clippings at a faster rate.

Effective IPM Programs

With *Microdochium nivale* proving harder to control and the 'safety net' of effective pesticidal options becoming more limited by the minute, there is now an increased focus on implementation of an effective IPM program. Aside from good surface organic matter management, aeration and topdressing, changing sward composition to less susceptible grass species is also a key objective for many turfgrass managers.

Non-pesticidal disease management

Along with aeration and changing the sward composition, application of products which are non-pesticidal i.e. they do not directly act on the pathogen - is proving to be another effective management tool.

These work in a number of different ways including;

- Changing the leaf surface environment to make it harder for the pathogen to grow on and into the leaf surface.
- Stimulating the plant's natural defence mechanism.
- Improving plant health/growth by stimulating root and shoot development and chlorophyll production.

Anthracnose – *Colletotrichum cereale*

2017 exhibited a high occurrence of Anthracnose on *Poa annua* golf greens, but the pattern and timing of disease development was subtly different to previous years. The reason was a different pattern of weather across May to August, with a level and duration of heat arriving at the end of May high enough to initiate spore germination some 4-6 weeks earlier than normal. We then experienced high temperatures during the middle of June, peaking in the mid-thirties followed by a breakdown of the weather during July and August with high daily rainfall incidents and high humidity.

The result was that Anthracnose occurred 4-6 weeks earlier than normal, at the beginning of July and in addition, both foliar blight and basal rot symptoms were visible throughout the summer / early autumn.

U.S. Research and Best Management Practices

In the U.S. Anthracnose is now a major disease, having risen to a position of prominence behind only Dollar Spot. Rutgers University has been actively engaged in research, putting forward a number of Best Management Practice (BMP's) to reduce its severity. These include;

Balanced nutrition sufficient to promote good, consistent growth - Research showed a reduction in Anthracnose severity by increasing the annual N input from 100kg/ha to 200kg/ha, and by aiming for a summer N input of 5kg/ha on a weekly basis.

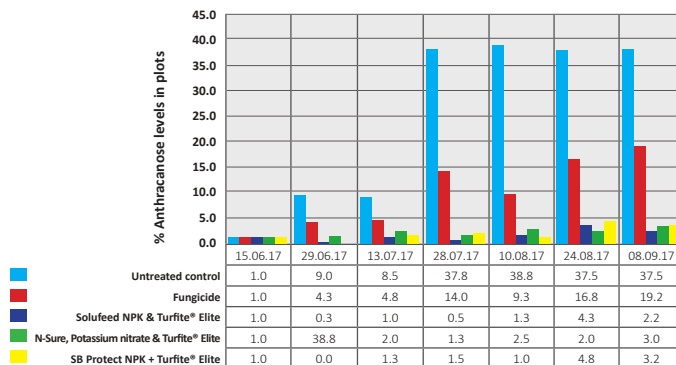
Minimum cutting height - Reduced Anthracnose severity was seen by increasing the cutting height from 2.28mm (0.09") to 3.175mm (0.125").

Sand topdressing - A reduction in Anthracnose was achieved by increasing sand topdressing levels from 46 MT (June to October) to 120 MT.

S.T.R.I. Anthracnose Trial Data 2017

Headland conducted an Anthracnose trial at the S.T.R.I. in 2017 and looked specifically at the effect of regular nutrition on the severity of the disease, in comparison with the standard practice of applying a preventative fungicide.

The results (shown below) highlight the benefit of consistent, light nutrition through the main disease period and in addition prove that this best management practice is more effective than simply applying a preventative fungicide. Each liquid fertiliser treatment applied approximately 10kg of nitrogen over a two week period.



Dealing with Nematode Stress - INFORMATION

INTENSIVELY MANAGED TURF IS HIGHLY SUSCEPTIBLE TO STRESS, ESPECIALLY IN OUR EVER-CHANGING AND OFTEN EXTREME NORTHERN CLIMATE

Pathogenic nematodes have become a real issue in the European turf industry since the first symptoms of turf damage by plant parasitic nematodes (PPN's) were noted in 1997 by Mark Hunt, Technical Director of Headland Amenity.

The cause was subsequently identified by Kate Entwistle (The Turf Disease Centre) and confirmed by research undertaken by Colin Fleming (Queen's University, Belfast).

The culprit was *Meloidogyne minor*, a new species of rootknot nematode that primarily infected creeping bentgrass greens and perennial ryegrass sports pitches. Over the last 5 to 10 years, numerous other types of PPN's have been discovered in the UK and Europe, affecting both established and new rootzone turf.

Among them, Root Gall (*Subanguina radicola*), Cyst (*Heterodera spp.*), Spiral (*Helicotylenchus spp.*) and Stunt (*Tylenchorhynchus spp.*) nematodes have proved the most destructive. The activity of the nematode is mainly focussed on the root system. Whether the organism is an endoparasitic species (living within the root), like the Root-Knot nematode or an ectoparasitic species (living outside of the root), like the Spiral nematode (see below) the net effect is that the normal function of the root is compromised.

Ectoparasitic Spiral nematodes attacking a Perennial Ryegrass root



Stress management

Plant parasitic nematodes reduce the efficacy of the root system in terms of nutrient and water uptake, but there are often no visible symptoms. Typically, symptoms of nematode damage are absent until the grass plant suffers some form of stress. For example;

1. Environmental Stress - drought, high evapotranspiration (E.T), low light levels, poor growing conditions.
2. Cultural - reduced cutting height, heavy verticutting / Graden usage, incorrect roller usage.
3. Nutrient - insufficient or excessive nitrogen fertility regime.
4. Pathogen complex - the grass plant is already weakened by the action of a pathogenic fungus.

Suggested pre-stressed treatment	Turfcomplex	TriCure AD™
Application type	Biostimulant	Soil Surfactant
Application rate	20 to 40L/ha	7 to 14L/ha
Water volume	300 to 600L/ha	300 to 600L/ha
Supplementary irrigation	Irrigate tank-mix off leaf into rootzone	
Pack size	10 & 100L/ha	10 & 100L/ha

Pre-stress conditioning - maximising plant health prior to stress

For many years, seaweed biostimulants have been utilised on turf, but it wasn't until recently that research identified the exact, beneficial mechanism of these materials on the grass plant. It is now known that an application of the correct type and quantity of biostimulant, stimulates production of antioxidants which in turn decrease free radical activity, minimising damage to the plant cells. Use of biostimulants can be beneficial in managing plant stress symptoms and in particular nematode stress. Research has highlighted a synergism between the use of cold temperature extract seaweeds and the correct input level of humic acid. Headland Amenity have used these research findings as the basis for their biostimulant - Turfcomplex (featured on page 9) and suggest applying this product in combination with TriCure AD soil surfactant on a monthly basis, beginning in March.

Post Nematode damage - Managing a grass sward showing Nematode damage

If a plant is already damaged by stress, there is a need to try to stimulate recovery of new root and shoot tissue. As with pre-stress conditioning, there are a number of materials that help achieve this, either by providing the building blocks of plant growth, (the case with amino acids), or by stimulating the plant's natural defence mechanism (SAR) using plant elicitors such as Harpin or Phosphite. To achieve recovery from stress it is important that along with applications of such materials, the correct cultural processes are adopted to increase the plant's recuperative ability. Both these areas are dealt with in depth in the technical article available from Headland Amenity - 'Dealing with Nematode Stress'.



Typical turf damage by pathogenic nematodes

Suggested pre-stressed treatment	Ascoflex® Plus	Turfite® Elite	TeMag™ Elite
Application type	Biostimulant	Plant Elicitor	Plant Elicitor
Application rate	10 to 20L/ha	30L/ha	6kg
Water volume	300 to 450L/ha	300 to 450L/ha	300 to 450L/ha
Supplementary irrigation	Leave tank-mix on leaf		
Pack size	10 & 100L/ha	10 & 100L/ha	6kg

Plant Nutrition

Protec® Plus & Protec® Liquids	17
Multigreen®	18-19
XTEND® - Granular	20-21
XTEND® - Soluble & Liquid	21
H-Cote® Mini	22
QuickStart® Maxi Plus & Blaukorn®	23
Easygreen® Mini	23
Greentec®	24-25
C-Complex®	26-27
CalciComplex™	28
C-Complex® Sport	29
Solufeed® & Optisol	30



Protec® Plus and Protec® - LIQUID FERTILISER RANGE

SLOW RELEASE AND CONVENTIONAL LIQUID FERTILISERS FOR ALL TURF SITUATIONS

Protec® Plus - SLOW RELEASE LIQUID FERTILISERS

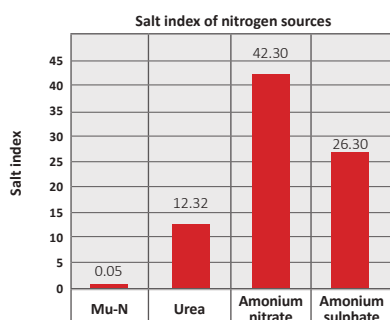
PROTEC® PLUS ■ KEY POINTS

- Slow release liquid fertilisers
- Low salt, methylene-urea based formulations
- Excellent turf safety
- Ideal for use during hotter, summer conditions
- Suitable for spoon feeding, foliar and higher rate liquid applications



Protec® Plus

Protec Plus is formulated from a unique source of liquid slow release methylene-urea which provides key benefits particularly when used during the hotter months of the year.



The source has an extremely low salt index which means that when applied to the plant leaf it has a low potential to draw water from inside the leaf and cause dehydration. This process is known as Osmolarity. As an example, during the summer of 2018, Protec Plus 28-0-0 was applied at 120L per ha, without supplementary irrigation during 32.5°C heat with no observable leaf scorch.

Owing to the slow release nature of Protec® Plus formulations, it is suggested to commence applications once soil temperatures are ≥ 14°C in order to gain a consistent turf response.

Protec® Plus 28-0-0

Contains 59% slow release nitrogen. Formulated to provide good consistent release characteristics with excellent turf safety and a low salt index. Ideal for spoon feeding at 10- 20L per hectare.

Protec® Plus 16-4-8

Contains 28% slow release nitrogen. Formulated to supply a balanced supply of nitrogen, phosphorus and potassium over the summer months. Contains 4 different types of nitrogen to provide consistent nutrient release.

Protec® Plus 15-0-12

Contains 46% slow release nitrogen. Formulated to provide a balanced supply of nitrogen and potassium over the summer months. Research has shown that it is beneficial to maintain plant leaf tissue levels > 3.6% nitrogen and 2.0% potassium to reduce the risk of Anthracnose Foliar Blight.

Protec® - CONVENTIONAL LIQUID FERTILISERS

PROTEC® ■ KEY POINTS

- Modular range of analyses to suit all application requirements
- Protec 6-0-12 and Protec 10-0-10 specifically formulated for low temperature application
- Tank-mixable with many other Headland liquids



Protec® 10-0-10

Protec 10-0-10 utilises 28% nitrate nitrogen derived from potassium nitrate for excellent low temperature response. The sulphur-free formulation is ideal where existing soil levels are high.

Protec® 6-0-12

50% of the nitrogen in Protec 6-0-12 is derived from ammonium and nitrate nitrogen for efficient winter response. The sulphur-free formulation is ideal where existing soil levels are high.

Protec® 0-0-25

Derived from potassium thiosulphate, Protec 0-0-25 provides an excellent turf response. This formulation was identified as the optimum potassium source in trials with 20-20-30 mix for maximum plant health during high disease pressure periods.

Usage Period	J	F	M	A	M	J	J	A	S	O	N	D
Protec® Plus 28-0-0					●	●	●	●	●			
Protec® Plus 16-4-8					●	●	●	●	●			
Protec® Plus 15-0-12					●	●	●	●	●			
Protec® 10-0-10			●	●	●	●	●	●	●			
Protec® 6-0-12	●	●	●	●	●	●	●	●	●	●	●	●
Protec® 0-0-25	●	●	●	●	●	●	●	●	●	●	●	●

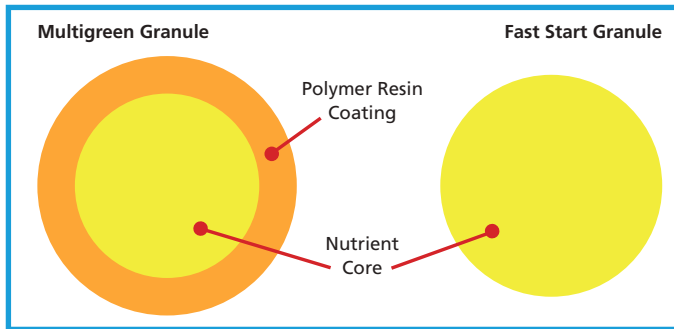
	Protec® Plus			Protec®		
	28-0-0	16-4-8	15-0-12	10-0-10	6-0-12	0-0-25
Field longevity	2 to 8 weeks	2 to 8 weeks	2 to 8 weeks	3 to 4 weeks	3 to 4 weeks	3 to 4 weeks
Slow Release N content	59%	28%	46%	-	-	-
Application rate Spoon feeding	10 to 20L/ha	10 to 20L/ha	10 to 20L/ha	10 to 20L/ha	10 to 20L/ha	10 to 20L/ha
Application rate Liquid feeding	40 to 60L/ha	40 to 60L/ha	40 to 60L/ha	60 to 100L/ha	40 to 100L/ha	20 to 40L/ha
Water volume	300 to 450L/ha	300 to 450L/ha	300 to 450L/ha	300 to 450L/ha	300 to 450L/ha	300 to 450L/ha
Pack size	10L, 200L and 500L IBC			10L & 200L	10L & 200L	10L & 200L

Multigreen® - TEMPERATURE CONTROLLED RELEASE FERTILISER

FOR USE ON GOLF COURSES, SPORTS PITCHES, RACECOURSES AND GENERAL AMENITY TURF

How Multigreen® works

Most Multigreen analyses contain an uncoated, 'fast start' portion, blended with a polymer-coated, controlled release prill. Following application, the coated Multigreen prill takes up moisture through pores in the polymer-resin coating.



This 'priming' process takes 7 to 10 days with the initial release period covered by the immediately available, 'fast start' portion of potassium nitrate and / or ammonium sulphate, to provide quick turf response at low soil temperatures. Once the soil temperature reaches 6°C, release commences from the polymer coated portion

of the product in line with grass growth. The longevity of release is determined by the thickness of the polymer resin coat around the prill, the thicker the coating, the longer the product lasts. Multigreen analyses are available in 5 to 6 and 6 to 7 month longevities.

	Multigreen® 627	Multigreen® 526		Multigreen® Fine		
	Golf tees, approaches, fairways, sports pitches, racecourses and general amenity turf.	Golf tees, approaches, fairways, sports pitches, racecourses and general amenity turf.		Close-mown golf tees, approaches, fairways, sports pitches, racecourses and general amenity turf.		
Product analysis	20-0-32	28-3-15 +2MgO-3-15 +2MgO	28-0-0 +3MgO	15-0-22 +5MgO	25-3-9 +1.2MgO	12-2-32 +0.9MgO
Field longevity	6 to 7 months	5 to 6 months		5 to 6 months		
Granulation	SGN 280	SGN 280		SGN 125		
Controlled release K	Yes	No		No	Yes	
Cutting height	>=10mm	>=10mm		>=6mm		
Application rate	30 to 50g/m ²	25 to 35g/m ²		25 to 35g/m ²		
Pack size	25kg	25kg		25kg		
Bag coverage (per hectare)	12 to 20 bags	10 to 14 bags		10 to 14 bags		

Usage Period	J	F	M	A	M	J	J	A	S	O	N	D
Multigreen® 627 20-0-32			●	●	●			●	●	●	●	●
Multigreen® 526 28-3-15			●	●	●	●	●	●	●			
Multigreen® 526 28-0-0			●	●	●	●	●	●	●			
Multigreen® 526 15-0-22			●	●	●	●	●	●	●	●	●	●
Multigreen® Fine 25-3-9			●	●	●	●	●	●				
Multigreen® Fine 12-2-32			●	●	●	●	●	●	●	●	●	●



Multigreen® - TEMPERATURE CONTROLLED RELEASE FERTILISER

FOR USE ON GOLF COURSES, SPORTS PITCHES, RACECOURSES AND GENERAL AMENITY TURF

MULTIGREEN® 5₂ 28-3-15+2MgO AND 28-0-0+3MgO ■ KEY POINTS

- Season long fertilisation from one application
- Cool temperature 'fast start' portion for quick response at low temperatures
- Temperature-only release mechanism
- Consistent release pattern means consistent growth with minimal flushes
- Environmentally friendly, leach resistant technology



PLANT NUTRITION

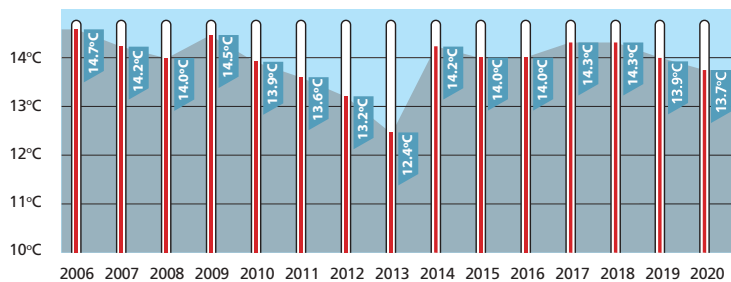
Season-long fertilisation from one application

Fertilising coarse turf can be an expensive operation in terms of both material cost and labour. Multigreen 5₂ fertilisers provide cost-effective fertilising in a single application, lasting a whole season.

Both Multigreen 28-0-0 and 28-3-15 are formulated to release for 4 months at an average soil temperature of 21°C, but as the table indicates below, the average for March to September is closer to 14°C.

The release of nutrients from Multigreen is solely controlled by soil temperature. The lower the temperature, the longer the release. Taking this temperature data into account, Multigreen 5₂ products last between 5 to 6 months in the UK and Irish climate, with applications made in April feeding right through until September.

Average annual UK soil temperatures - March to September



Minimal leaching potential of Multigreen proven by Burial Retrieval Trials

Trials conducted over the winter of 2013 / 2014, which turned out to be the mildest and wettest on record indicate that applications of Multigreen made in October still contained between 50-60% of the applied nutrient the following March. This proves the product not only supplies consistent, leach-resistant nitrogen and potassium through the autumn / winter, but that a significant proportion of this nutrient is available the following spring to promote early season growth and recovery from winter wear.

RENOVATION - GOLF TEES

Once we reach the longer, milder days of March, tees surfaces are well set for renovation in terms of scarification, hollow coring and overseeding. Spring renovation is also a must if a Mosskiller application was made earlier on in the year to remove dead moss plants and open up the sward for new grass plant development. Once renovation has been undertaken, tee surfaces in play are ideal for treatment with a controlled release technology like Multigreen.



Using Controlled Release Fertilisers on Tees

Multigreen controlled release fertiliser only releases its nutrient according to soil temperature and with a working longevity of 5 to 6 months from one application, it means tees can be treated once per growing season with Multigreen.

There are two spring / summer Multigreen analyses suitable for application to tees maintained at 10mm or above - 28-3-15+2MgO and 28-0-0+3MgO. Both have a fast start portion for a quick turf response and are suitable for application to newly-seeded tee surfaces. For closer-mown tees, Multigreen Fine 25-3-9+1.2MgO is available.

Multigreen® 28-3-15+2MgO or Multigreen® 28-0-0+3MgO

Apply from Mid-March onwards @ 30g/m² on normal rootzone tees. Increase the application rate to 40-50g/m² on new rootzone tees and / or those with a high sand content.

Enhanced presentation especially on shaded tees

Once the tees are growing well in the spring and the overseeded grass plants have established, all that remains is to regulate the growth rate and maintain good presentation. This can be achieved using a plant-growth regulator applied in conjunction with iron every 4-6 weeks throughout the growing season. Trials conducted by Headland Amenity during 2013 showed that when Clipless NT is applied in conjunction with Elevate Fe, the iron effect is extended by the addition of the PGR.

Clipless NT® @ 0.75 - 1.5L/Ha + Elevate Fe® @ 20L/Ha

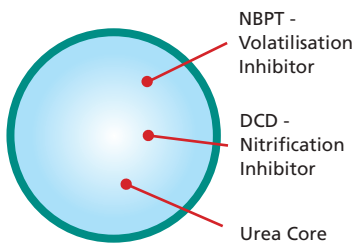
Every 4 - 6 weeks from the end of April



XTEND® - SLOW RELEASE GRANULAR FERTILISER

FOR USE ON GOLF TEES, APPROACHES, FAIRWAYS, SPORTS PITCHES, RACECOURSES AND GENERAL AMENITY TURF

How XTEND® works



Each urea prill in XTEND contains two components to enhance the release of the nitrogen;



HEADLAND XTEND® ■ KEY POINTS

- Unique slow release nitrogen, feeds for up to 3 mths
- Granular, soluble or liquid formulations
- Suitable for all coarse turf areas
- Efficient use of nitrogen as loss to the atmosphere is limited
- Soluble slow release granules mean no pick-up
- Safer for turf on areas without irrigation
- Liquids are tank-mixable with Cabadex or Quickfire for 'weed and feed' applications



XTEND 24-4-4 Granular

NBPT - Prevents loss of ammonia nitrogen to the atmosphere by volatilisation, so more nitrogen is available in the soil.

DCD - Slows down the conversion of ammonium to nitrate in the soil, maintaining the nitrogen in ammonium form. Ammonium nitrogen is held more efficiently in the soil because it binds to clay and organic matter.

XTEND® 46-0-0 Granular featuring UFLEXX® stabilised nitrogen

XTEND 46-0-0 Granular represents the most cost-effective, slow release granular nitrogen source available. Featuring 100% of the nitrogen in stabilised form, protected from volatilisation and leaching by NBPT and DCD and providing 2-3 months of consistent nutrient release from one application, with low scorch potential. XTEND 46-0-0 Granular can easily be applied at 15g/m² through a pedestrian spreader using only 7.5 x 20kg bags per application, but providing 69kg of N per hectare over the 2-3 month release period. Solubilising after application in light rainfall or even dew, XTEND 46-0-0 Granular is ideally suited for use on wear areas where a single application is required.

XTEND® FINE 26-3-3 ■ KEY POINTS

- Fine granule, slow release outfield fertiliser
- Average granule size 1.5mm
- Can be used at low rates on coarse turf and lawns
- 88% stabilised nitrogen provides 2-3 month response
- Excellent turf safety in dry conditions
- Environmentally friendly, leach resistant technology

XTEND Fine 26-3-3 is a fine granule, slow release, outfield fertiliser, formulated to provide extended release by incorporating UFLEXX stabilised nitrogen.

Its fine granulation provides application flexibility where light rates are required. With an SGN of 150 (average granule size = 1.5mm) XTEND Fine 26-3-3 can be applied at rates as low as 15g/m² and still provide good coverage and uniform turf response.

Suitable for close-cut tees, fairways and approaches as well as other coarse turf, XTEND 26-3-3 offers a cost-competitive solution to extended nutrient response. 88% of the nitrogen within XTEND Fine 26-3-3 is stabilised to provide a release longevity of 2-3 months from one application and excellent turf safety during dry conditions.



XTEND 46-0-0 Granular

Usage Period	J	F	M	A	M	J	J	A	S	O	N	D
XTEND® 46-0-0		●	●	●	●	●	●	●	●	●	●	
XTEND® 24-4-4			●	●	●	●	●	●	●	●		
XTEND® 15-2-20		●	●	●	●	●	●	●	●	●	●	
XTEND® 26-3-3			●	●	●	●	●	●	●	●		

	XTEND®			
	46-0-0	24-4-4	15-2-20+MgO	Fine 26-3-3
Field longevity	3 months	2 to 3 months	2 to 3 months	2 to 3 months
Granulation	SGN240	SGN240	SGN240	SGN150
Cutting height	>=10mm	>=10mm	>=10mm	>=6mm
Application rate	10 to 20g/m ²	25 to 35g/m ²	25 to 35g/m ²	15 to 25g/m ²
Pack size	20kg	25kg	25kg	25kg
Bag coverage (per hectare)	5 to 10 bags	10 to 14 bags	10 to 14 bags	6 to 10 bags

XTEND Fertilisers - SLOW RELEASE FERTILISERS

XTEND® 24-4-4 AND 15-2-20+MGO

■ KEY POINTS

- Consistent, granular outfield fertilisers for Spring to Autumn use.
- Slow-release N from UFLEXX stabilised nitrogen.
- 2 – 3 month release response.
- Clean and easy to apply.
- Good performance in hot weather when nitrogen volatilisation is minimised.
- 25Kg bag size.



XTEND 24-4-4 and 15-2-20+MgO are consistent performers when it comes to slow-release nitrogen input. Benefitting from the two components of Uflexx that maximise nitrogen availability and slow down nitrogen conversion to plant available forms, both products provide excellent colour, growth and longevity in the UK climate.

How to use XTEND 24-4-4 and 15-2-25+MgO

Both products are suitable for use on golf tees, approaches, surrounds, fairways, cricket outfields, winter sports pitches, racecourses and in professional lawn care.

Because all of the constituent parts are soluble and breakdown over a 48 hour period, provided soil moisture is present, there is minimal pick up. If the product is used during hot, dry periods, it should be watered in. This also aids the granule penetration.

XTEND® 46-0-0 - SLOW RELEASE SOLUBLE FERTILISER

FOR USE ON GOLF TEES, APPROACHES, FAIRWAYS, SPORTS PITCHES, RACECOURSES AND GENERAL AMENITY TURF

XTEND® 46-0-0 SOLUBLE ■ KEY POINTS

- 100% stabilized nitrogen
- Micro-prilled formulation for rapid solubility
- Low application rates from 20kg per hectare
- Cost effective even compared to agricultural fertilisers



100% stabilized nitrogen

XTEND 46-0-0 Soluble features Hydrex (a water-soluble powder containing NBPT and DCD) in combination with micro-prilled urea to form a stabilized nitrogen, slow release fertiliser for use on golf course tees, approaches, surrounds, fairways and semirough. In addition, XTEND Soluble is ideally suited for use on sports pitches, race tracks and polo fields.

Tank-mix suggestions for optimum turf quality

(For more tank-mix suggestions see page 63).

Contact Headland for other weed and feed recommendations using XTEND Soluble and XTEND Liquids.

Low application rate and safe to apply

XTEND 46-0-0 Soluble is suitable for application from 20kg up to 40kg per hectare and is safe to use at low water volumes even in the height of summer.

Cost-effective fertilisation for outfield turf

XTEND 46-0-0 Soluble is an ideal solution for keeping budgets in check and, typically, applications made at 30kg of product per hectare are a quarter of the cost of using a 9-7-7 granular fertiliser, with more longevity, better turf safety and no fuel and manpower consuming flush of growth.

XTEND® 34-0-0

SLOW RELEASE LIQUID FERTILISERS

XTEND® Liquid High-N 34-0-0

XTEND Liquid High-N 34-0-0 utilises ammonium and nitrate nitrogen in addition to Hydrex stabilized urea. 50% of the total N applied is cool temperature available, with the remaining 50% present in slow release form. This makes XTEND Liquid High-N ideal for use as a spring starter on outfield areas in combination with Elevate Fe or Soluble Iron.

Tank-mixable

In common with other XTEND liquid and water-soluble formulations, XTEND Liquid High-N is fully tank-mixable with Headland selective herbicides, including Columbus and Cabadex.

High analysis - low application rate

The high specific analysis of XTEND Liquid High-N ensures that low application rates provide a significant nitrogen input. A 200 litre drum treats 10 hectares when applied at the 20 litre / hectare rate.

Application	XTEND® 46-0-0 Soluble	Tank-mix Partner	Water Volume
Weed and feed. Common broadleaf weeds	30kg/ha	Quickfire @ 5L/ha	300 to 400L/ha
Weed and feed. Slender speedwell / yellow suckling clover	30kg/ha	Cabadex @ 2L/ha	300 to 400L/ha
Pre-tournament fairway spray summer green up	30kg/ha	Headland Soluble Iron @ 8 to 12kg ha or Elevate Fe @ 20L/ha	200 to 400L/ha
Application	XTEND® High-N 34-0-0	Tank-mix Partner	Water Volume
Early and late season green up	40 to 60L/ha	Headland Soluble Iron @ 8 to 12kg/ha or Elevate Fe @ 20L/ha	200 to 400L/ha

H-Cote™ Mini - MINIGRANULAR CONTROLLED RELEASE FERTILISER

FOR USE ON ALL COARSE AND CLOSE MOWN TURF SITUATIONS INCLUDING TEES, FAIRWAYS, SPORTS PITCHES AND RACECOURSES

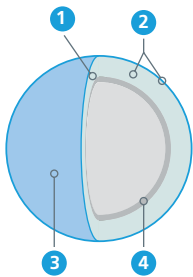
H-COTE™ MINI ■ KEY POINTS

- Minigranular controlled release fertiliser
- 3-4 month product release period
- High % of controlled release nitrogen in all formulations
- Minigranular SGN150 formulation (1.5mm) allows low application rates through pedestrian and tractor mounted spreaders down to 15g per m²
- Complete range for spring, summer and autumn/winter



H-Cote Mini is a new range of minigranular, controlled release fertilisers formulated to release over a 3-4 month period from one application. H-Cote Mini formulations contain a high level of controlled release nitrogen so the release characteristics are gentle and sustained, with minimal risk of flushing or excessive growth.

ADVANCED DUAL -COATING TECHNOLOGY



1. **Less sulphur coating** reduces N lock-off and delivers more N.
2. **Coating integrity** is maintained during transport, blending, bagging and application.
3. **Outer layers** consist of a thin coating of elemental sulphur and polymer wax, which work together to protect the inner polymer coating.
4. **Inner layer** consists of a thin, crosslinked polymer film that encapsulates and protects the urea granule.

How H-Cote™ Mini works

The controlled release fertiliser portion in H-Cote Mini is surrounded by two layers of coating, the first a thin polymer coating that covers the urea prill and the second a mix of sulphur and polymer wax that protects the polymer coating during transport, bagging and application. The combined presence of two thin coatings allows a high specific nitrogen analysis for each prill with less risk of nitrogen lock-off (where an overly thick coating prevents release of the contained nitrogen).

After application, moisture penetrates the twin coatings and dissolves the urea inside which then is released back through the coating according to temperature and moisture. End-user trials in 2018 demonstrated excellent turf safety and sustained, consistent release even during the heat of the summer and with constant irrigation.

	H-Cote™ Mini			
	22-3-8+0.7Fe+0.8MgO	15-5-12+1Fe+1MgO	10-5-14+1.2Fe+1.2MgO	10-10-10+1MgO
Field longevity	3 to 4 months	3 to 4 months	3 to 4 months	3 to 4 months
Granulation	150SGN	150SGN	150SGN	150SGN
Controlled Release N	91%	81%	70%	62%
Cutting height	>=6mm	>=6mm	>=6mm	>=6mm
Application rate	15 to 35g/m ²	15 to 35g/m ²	15 to 35g/m ²	15 to 35g/m ²
Pack size	25kg	25kg	25kg	25kg
Bag coverage (Per hectare)	6 to 14 bags	6 to 14 bags	6 to 14 bags	6 to 14 bags



QuickStart® Maxi Plus & Blaukorn® - OUTFIELD FERTILISERS

FOR USE ON ALL COARSE TURF AREAS INCLUDING RACECOURSES, SPORTS PITCHES, GOLF COURSE FAIRWAYS AND SEMI-ROUGH

QUICKSTART® MAXI PLUS ■ KEY POINTS

- Homogenous slow release outfield fertiliser
- 2-3 months longevity with good low temperature performance
- Low salt index nitrogen formulation
- Nutrisphere-N - dual action urease and nitrification inhibitor



Quickstart Maxi Plus® 22-5-5 Spring and summer outfield fertiliser

Quickstart Maxi Plus is a regular granule, slow release, outfield fertiliser, formulated to provide good growth at low soil temperatures and extended release due to the combination of ammonium sulphate and urea nitrogen.

Nutrisphere-N® - Nitrification Inhibitor

The nitrogen in Quickstart Maxi Plus is protected by Nutrisphere-N, a new technology nitrification inhibitor. Nutrisphere-N is a dual action, urease and nitrification inhibitor that is stable in the soil, biodegrades and leaves no residue. Its action is unaffected by pH, temperature and soil moisture and its mode of action does not suppress soil microbial populations. NutriSphere-N keeps more nitrogen available for plant uptake by slowing the conversion of nitrogen into forms that are lost through volatilization and leaching.

Enhanced Safety

With 50% of the nitrogen in Quickstart Maxi Plus in the form of urea, a nitrogen form with a low salt index and all of the nitrogen protected by Nutrisphere-N, Quickstart Maxi Plus provides a safe alternative to quick-release, conventional fertilisers.

BLAUKORN® ■ KEY POINTS

- Quick release outfield fertiliser
- Homogeneous fertiliser for even response
- Low rates mean cost-effective application
- Rapidly available nitrogen works at low soil temperatures

Ideal for kick starting worn areas in the Spring



Blaukorn® 15-3-20+2MgO+TE Autumn and winter outfield fertiliser

Blaukorn 15-3-20 is a homogenous granule with no carrier and a highly water-soluble phosphorus content that breaks down rapidly in contact with moisture. Blaukorn 15-3-20 contains ammonium and nitrate, the two most available nitrogen forms for fast response at low soil temperatures. Blaukorn 15-3-20 contains potassium sulphate, which has a much lower salt index and therefore scorch risk, than other forms of potassium, such as potassium chloride.

	Quickstart Maxi Plus® 22-5-5	Blaukorn® 15-3-20+2MgO+TE
Field longevity	2 to 3 months	6 to 8 weeks
Granulation	SGN310	SGN310
Cutting height	>=10mm	>=10mm
Application rate	25 to 35g/m ²	20 to 35g/m ²
Pack size	25kg	25kg
Bag coverage (Per hectare)	10 to 14 bags	8 to 14 bags

Usage Period	J	F	M	A	M	J	J	A	S	O	N	D
QuickStart® Maxi Plus		●	●	●	●							
Blaukorn®		●	●	●	●			●	●	●	●	

Easygreen™ Mini - QUICK RELEASE OUTFIELD FERTILISER

FOR USE ON ALL COARSE & CLOSE-MOWN AREAS INCLUDING RACECOURSES, SPORTS PITCHES, GOLF COURSE TEES, APPROACHES, FAIRWAYS AND SEMI-ROUGH

EASYGREEN™ MINI ■ KEY POINTS

- Quick release outfield fertiliser for coarse and close-mown turf
- Homogenous Midi granule for maximum coverage
- Low application rates down to 15g/m²
- Ammonium and nitrate nitrogen for good low temperature response



Midi Granulation - Optimum coverage at low application rates

Both Easygreen analyses are formulated with an average granule size of 2mm (SGN200) and 90% of the granules are between 1mm to 2.5mm size compared to the more normal 2mm to 4mm granule size of a competitor. This size grading allows Easygreen

to be applied right down to 15g/m² through either a pedestrian or tractor-mounted spreader, such as a Vicon and still achieve good coverage per m². When applied at 15g/m², both Easygreen formulations provide 1800 granules per m².

	Easygreen™ Mini	
	21-5-10+3MgO+TE	12-12-17+2MgO+TE
Field longevity	6 to 8 weeks	6 to 8 weeks
Granulation	SGN200	SGN200
Cutting height	>=6mm	>=6mm
Application rate	15 to 25g/m ²	15 to 25g/m ²
Pack size	25kg	25kg
Bag coverage (Per hectare)	6 to 10 bags	6 to 10 bags

Usage Period	J	F	M	A	M	J	J	A	S	O	N	D
Easygreen™ Mini 21-5-10		●	●	●	●	●	●					
Easygreen™ Mini 12-12-17		●	●	●	●	●	●	●	●	●		

PLANT NUTRITION

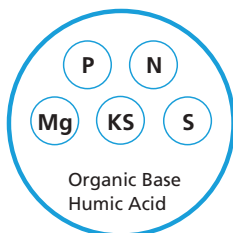
Greentec® - FINE TURF FERTILISERS

FOR USE IN ALL FINE TURF SITUATIONS INCLUDING GOLF AND BOWLING GREENS

PLANT NUTRITION

How Greentec® works

Depending on the product, up to four different forms of nitrogen feature in Greentec fertilisers. This provides optimum response over a wider range of conditions. Each homogeneous Greentec analysis is carefully formulated to provide the nitrogen release curve suitable for its application. For use in cool temperatures, sulphate of ammonia and or potassium nitrate are the chosen



Greentec granule



Greentec granules

nutrient forms. Urea and methylene urea are incorporated in the analyses intended for use in the summer. Most of the Greentec formulations feature a composted organic base designed to stimulate soil microbial activity and add humic acid for enhanced root development and stress suppression. Cold processed seaweed is also utilised. Granulation is optimised for easy application, good coverage and fast breakdown on the turf surface.

Rapid breakdown

The granule is formulated to break down quickly after application, on contact with moisture, minimising disruption to play and maintenance practices such as grooming or scarifying.

Where to use Greentec fertilisers

Suitable for use on all fine turf areas including golf and bowling greens and in professional lawn care.

Naturvigor – composted organic base

The incorporation of a composted organic base to two analyses in the Greentec range uses Naturvigor, an aerobically composted cow manure, fortified with humic acid. The addition of this material to each analysis provides an organic nitrogen fraction, stimulates microbial activity and enhances root development.

Slow-release organic potassium

In some products, the potassium source is derived from Kali Vinasse, a potash rich sugar beet pulp. Bound in an organic complex, potassium is released slowly by microbial activity.

GREENTEC® FERTILISERS ■ KEY POINTS

- Conventional release, mini granular fertilisers for fine turf
- Features a mix of nitrogen sources to ensure results under a wide range of conditions
- Breaks down quickly to avoid disruption to play
- Uniform granule size for even turf response
- Lower scorch risk than with chloride based formulations
- Suitable for golf and bowling greens



	Greentec®			
	Mosskiller Pro 4-0-4+9Fe	6-5-18+MgO+4Fe	13-3-13+MgO	14-2-6+2MgO+Fe
Field longevity	4 to 6 weeks	4 to 6 weeks	6 to 8 weeks	4 to 6 weeks
Granulation	SGN125	SGN125	SGN125	SGN125
Additional product contents	-	-	2.7% Humic Acid 28.5% Methylene Urea 100% of potassium in organic slow release form	2.7% Humic Acid 100% of potassium in organic slow release form
Application rate	30 to 40g/m ²	25 to 35g/m ²	20 to 35g/m ²	20 to 35g/m ²
Pack size	25kg	25kg	25kg	25kg
Bag coverage (per hectare)	12 to 16 bags	10 to 14 bags	8 to 14 bags	8 to 14 bags



Usage Period	J	F	M	A	M	J	J	A	S	O	N	D
Mosskiller Pro 4-0-4+9Fe	●	●	●	●					●	●	●	●
6-5-18+MgO+4Fe	●	●	●	●	●	●	●	●	●	●	●	●
13-3-13+MgO			●	●	●	●	●	●	●			
14-2-6+2MgO+Fe			●	●	●	●	●	●				

GREENTEC® 6-5-18+MgO+4Fe

■ KEY POINTS

- Ammonium and nitrate nitrogen for rapid response in cool temperatures
- Iron and magnesium for enhanced colour
- Supplies all primary and secondary nutrients – N, P, K, Ca, Mg and S
- Excellent for use as a spring starter

Greentec 6-5-18 provides excellent rapid response, even at low soil temperatures, producing sustained colour without soft, disease prone growth. It achieves this by utilising both ammonium and nitrate nitrogen in its formulation. Both are immediately available to the plant without the need for prior conversion in the soil by bacterial activity. Greentec 6-5-18 is ideal for use in the autumn/winter and also as a spring starter.

Balanced analysis fits leachate research identified requirement

Many turf rootzones feature a high sand content as a result of initial construction or from accumulated top dressing. Leachate trials conducted by Headland Amenity and confirmed by soil analyses, show that after the winter, such root-zones are often low in phosphorus and sulphur. Greentec 6-5-18 supplies all primary and secondary nutrients required to rectify low spring levels of these nutrients in high sand rootzones.

GREENTEC® MOSSKILLER PRO 4-0-4+9Fe

■ KEY POINTS

MAPP No. 14625 PCS No. 92418

- Approved mosskiller for rapid control of moss in turf
- Low nitrogen content for use in cool conditions
- Potassium and iron aid turf hardening and disease resistance
- Fine granule for uniform coverage and consistent response

The 4-0-4+9Fe formulation features a balanced NK analysis and the economy of a lower potassium content than its predecessor. In addition to its mosskilling qualities, it is ideal for use as a spring starter or a low temperature hardener on all areas of amenity turf where prolonged colour, but not growth is required. Apply after cutting to allow the maximum time to treat the moss before re-cutting. Water-in if applied during dry, hot periods. Avoid applying during rainfall or frost. Remove from hard surfaces immediately to avoid staining.



GREENTEC® 13-3-13+MgO+2.7% HUMIC ACID AND METHYLENE UREA

■ KEY POINTS

- Ammonium sulphate fast start for cool temperature performance
- Methylene urea for added longevity
- Ideal for use during high Anthracnose disease pressure periods
- 100% of potassium derived from organic source for extended release

Contains Naturvigor

100% of potassium derived from organic source

Greentec 13-3-13+MgO is formulated as a summer granular fertiliser to provide safe and sustained feeding, even during cool, wet periods of weather. The product features four different forms of nitrogen. The first, ammonium sulphate, provides the initial release and low-temperature response. This is enhanced to provide 6 weeks longevity, by three longer term nitrogen forms, urea, methylene urea and organic nitrogen. Granule breakdown is rapid, minimising pick up and like the other Greentec analyses, the fine granulation allows low application rate flexibility, down to 15g/m².

Ideal for application pre-anthracnose disease period

Greentec 13-3-13+MgO is ideally suited to a light rate application in July, just prior to the main anthracnose disease pressure period to enhance growth and provide good levels of plant vigour. Research has shown that one of the most effective ways of preventing Anthracnose is to raise plant nitrogen levels just prior to the main disease period (see page 14).



Anthracnose damage

Use plant protection products safely. Always read the label and product information before use.

Please refer to the product label or our website for further technical information.

C-Complex® - FINE TURF ORGANIC MINERAL FERTILISERS

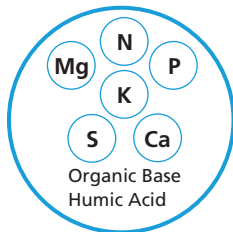
FOR USE ON FINE TURF, GOLF AND BOWLING GREENS, TEES, APPROACHES AND SURROUNDS

PLANT NUTRITION

How C-Complex® works

C-Complex is an organic mineral fertiliser formulated on an aerobically composted, cow manure base enriched with humic acids. This helps to stimulate soil microbial activity whilst enhancing root development and stress suppression.

Granulation is optimised for quick granule breakdown on the turf surface and odour levels are minimal. C-Complex not only contains humic acid and aerobically composted cow manure, but to provide a complete package, it also contains cold-temperature processed seaweed extract as well as balanced primary, secondary and micronutrients.



C-Complex granule

Unique granule characteristics – fast breakdown for fast response

C-Complex utilises 'soft granule' technology which allows faster breakdown when in contact with moisture, without the tacky inter-phase typical of poultry manure based fertilisers. The result is minimal mower pick up and faster plant availability of nutrients, assuring a rapid response.

For best results, apply C-Complex to a dry leaf

Contains Naturvigor

Naturvigor is at the heart of all C-Complex formulations and features a combination of aerobically composted cow manure fortified with 18.1% humic acid. This provides the ideal organic base to stimulate microbial activity and enhance root development.



Fully composted organic base = no nitrogen drawdown

Non or only partly composted organic fertilisers rely on microbial activity to complete the process, utilising nitrogen from the rootzone to achieve this. In so doing, they deprive the plant of this important nutrient. C-Complex has a fully composted organic base that does not adversely affect nitrogen availability to the plant.

	C-Complex®		
	5-2-10 +2CaO+MgO	7-0-7 +5CaO	4-3-4 +3MgO
Field longevity	4 to 6 weeks	4 to 6 weeks	6 to 8 weeks
Granulation	SGN125	SGN125	SGN125
Additional product contents	7.2% Humic Acid 50% of potassium in organic slow release form	6.7% Humic Acid 100% of potassium in organic slow release form	9.0% Humic Acid 100% of potassium in organic slow release form
Application rate	25 to 40g/m ²	25 to 40g/m ²	35 to 50g/m ²
Pack size	25kg	25kg	25kg
Bag coverage (per hectare)	10 to 16 bags	10 to 16 bags	14 to 20 bags

Usage Period	J	F	M	A	M	J	J	A	S	O	N	D
C-Complex 5-2-10	●	●	●	●	●	●	●	●	●	●	●	●
C-Complex 7-0-7			●	●	●	●	●	●	●	●		
C-Complex 4-3-4		●	●	●	●	●	●	●	●	●	●	

C-COMPLEX® 5-2-10+2CaO+MgO

KEY POINTS

- Contains 4 nitrogen sources for improved performance and longevity
- 50% of nitrogen derived from ammonium sulphate and potassium nitrate for good low temperature response
- 50% of potassium derived from organic source for extended release
- 7.2% humic acid and cold-processed seaweed meal



5-2-10+2CaO+MgO is the latest addition to the highly successful C-Complex range of organic mineral fertilisers. Suitable for use as both a spring starter or an autumn/ winter fertiliser, its fast granule breakdown and immediately available nitrogen and potassium, provide rapid turf response and extended longevity. C-Complex 5-2-10+2CaO+MgO offers complete nutrient fertilisation without introducing additional iron that is often found to be in excess.

C-COMPLEX® 7-0-7+5CaO

KEY POINTS

- Contains 5 nitrogen sources for gentler release in high temperatures
- 34% methylene urea content for extended longevity
- 100% of potassium derived from organic source for extended release
- Suited for use as a summer granular fertiliser
- 7.2% humic acid and cold-processed seaweed meal



C-Complex 7-0-7+5CaO has been improved with the intention of maximising product performance during the summer. The addition of methylene urea adds to nitrogen longevity and results in slower release, making it ideally suited for use as a summer fertiliser. Raising plant nutrient levels prior to and during the main risk period for anthracnose disease has been shown to minimise infections. C-Complex 7-0-7+5CaO provides a granular fertiliser solution to this potential problem.

Further improvements have been made with respect to the potassium content, with a reduced risk of leaching due to the incorporation of an organic potassium source.



C-Complex® - FORMULATED FOR AERATION

FOR USE ON FINE TURF, GOLF AND BOWLING GREENS, TEES, APPROACHES AND SURROUNDS

C-COMPLEX 4-3-4+5CaO+3MgO

■ KEY POINTS

- Contains naturally occurring micronutrients
- Ammonium nitrogen for low temperature release
- 100% of potassium derived from organic source for extended release
- Composted cow manure base
- Cold processed seaweed content
- High Humic Acid content - 9.0%
- Ideally suited for use at aeration

C-Complex® - Specifically formulated for aeration

C-Complex 4-3-4 was developed by Headland Amenity specifically for use at aeration and the formulation contains a number of key benefits to enable rapid recovery;

- 87.5% of the nitrogen is derived from ammonium sulphate for immediate plant availability and rapid recovery
- 50% of the formulation is derived from composted cow manure designed to stimulate microbial populations
- 9.0% humic acid content for enhanced stress suppression and root development
- 'Soft' granule technology ensures fast breakdown and no surface tackiness

The best way to use C-Complex® 4-3-4 for maximum recovery from aeration

With the advent of more powerful topdress incorporation brushes such as the 'Sweep-N-Fill' and the use of lateral aeration techniques such as the Sand-Injection Graden, Headland Amenity carried out trials during 2013 and 2014 to ascertain the best way to use C-Complex 4-3-4 for maximum recovery from aeration. Applying product before, during and after aeration, the results were monitored for consistent growth and speed of recovery. Do not roll the greens following C-Complex application until the granule has dissipated into the grass sward.

The optimum method was to apply C-Complex 4-3-4 to a dry leaf 5 days before aeration and if rainfall was not forthcoming, watering in to break down the granule and initiate nutrient release. Due to the rapid breakdown characteristics of C-Complex, by the time aeration is undertaken the granule has dissipated into the sward and is set to provide optimum root and shoot growth. Since most aeration practices only replace less than 5% of the worked area, reduction of product performance is minimal.

Case study - Summer aeration using C-Complex 4-3-4



Image 1 - The photograph above shows verticut green cored with 13mm tine at 2 inches depth and topdressed with 7mt of sand. C-Complex 4-3-4 applied at 40g/m².



Image 2 - Same green with 80% recovery 10 days after aeration, cutting height returned to summer height of cut - 3mm.



Image 3 - Same green with 95% recovery 14 days after aeration. Note - aeration carried out in mid-August to demonstrate efficacy of early autumn vs. late autumn aeration.



Scan this QR code or visit

<http://tinyurl.com/displacechart> to download the ISTRC Displacement Chart showing % of worked area affected by different tine diameter and spacings.



CalciComplex® - ORGANIC FERTILISER

MINI-GRANULAR ORGANIC-BASED CALCIUM PRODUCT FOR PH MANAGEMENT ON GREENS, TEES, FAIRWAYS AND WINTER SEASON PITCHES

PLANT NUTRITION

CALCICOMPLEX® ■ KEY POINTS

- Designed to gently increase rootzone pH in low buffered acidic soils
- Organic base to stimulate natural soil microflora
- Contains dolomitic limestone for increased pH and Mg input
- Contains Gypsum for added calcium and soil deflocculation
- High humic acid content to aid root development



CalciComplex is an organic-mineral fertiliser formulated for use in low pH soil situations and is designed to gently raise soil pH over repeated applications as well as stimulate microbial activity, due to its organic component. CalciComplex can be utilised in low calcium soil situations or when extra calcium is required - for example, in high salt environments, to de-flocculate the soil.

In acidic soil scenarios, the activity of microbes, like actinomycetes, responsible for the breakdown and recycling of organic matter, is restricted and therefore accumulation of thatch can occur. This in turn leads to issues related to shallow rooting, increased disease susceptibility due to retained moisture and increased stress susceptibility due to hydrophobicity. The key is to input oxygen and remove organic matter by cultural means – hollow coring, scarification, etc. However, the issue of low soil pH must also be tackled.

By utilising dolomitic limestone, CalciComplex will gently raise soil pH and provide additional calcium in acid soils, as this secondary nutrient is often in short supply.

To help stimulate microbial activity, CalciComplex contains the same organic base as utilised in C-Complex, namely aerobically-composted cow manure and cold processed seaweed meal. Granulation is optimised for quick granule breakdown on the turf surface, without the normal tackiness associated with poultry manure-based organic fertilisers and odour levels are minimal.



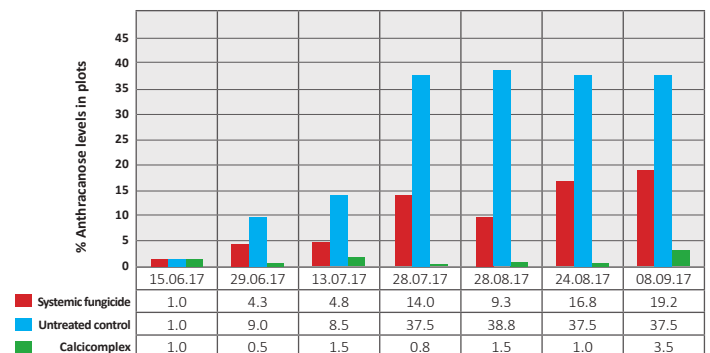
CalciComplex® aids recovery from aeration and minimises Anthracnose

In the 3 years since CalciComplex was first launched it has become evident that the product stimulates a good level of natural growth simply from the dynamics of the formulation, bearing in mind that no supplementary nitrogen is added to the product during manufacture.

For this reason, CalciComplex has become popular where growth and increased plant health is required without the need to add nitrogen.

During 2017, Headland Amenity conducted a trial at the S.T.R.I. to investigate the suppression of Colletotrichum cereale (Anthracnose) comparing the efficacy of pesticidal and non-pesticidal treatments. Research in the U.S conducted at Rutgers University has already highlighted that a combination of optimised plant health and balanced nutrition through the main disease period go a long way to suppress the activity of this disease and can dramatically reduce the requirement for fungicides.

During the early summer of 2017, 3 applications of CalciComplex were applied on a monthly basis at 50g/m², the first on 15.06.17 just after the climatic trigger for Anthracnose spore germination had been identified from local weather data. Two subsequent applications were made on 13.07.17 and 10.08.17. The level of Anthracnose was recorded in the plots and the results are shown below for the CalciComplex treatment vs. a preventative application of Systemic fungicide made on 06.07.17.



As shown above, the trial results confirm the significant reduction in Anthracnose gained by 3 applications of CalciComplex over the summer period and highlight the increase in efficacy vs. a standard preventative fungicide application.

	CalciComplex®
Granulation	SGN125
Additional information	3.6% humic acid, 17% Ca, 1.8% Mg
Application rate	35 to 70g/m ²
Bag size (kg)	25kg
Bag coverage (per hectare)	14 to 28 bags

Usage Period	J	F	M	A	M	J	J	A	S	O	N	D
CalciComplex®		●	●	●	●	●	●	●	●	●	●	

C-Complex® Sport - ORGANIC MINERAL FERTILISER

FOR USE ON GOLF TEES, APPROACHES, FAIRWAYS, SPORTS PITCHES, RACECOURSES AND GENERAL AMENITY TURF

C-COMPLEX® SPORT 14-2-5 ■ KEY POINTS

- For use on coarse turf
- Contains 3 nitrogen sources for improved longevity
- Includes nitrogen derived from ammonium sulphate for good low temperature response
- 100% of potassium derived from organic source for extended release
- 6.3% humic acid and coldprocessed seaweed meal



C-Complex Sport 14-2-5+MgO+2CaO is a mineral-organic outfield fertiliser designed for use on coarse turf areas such as sports pitches, golf tees and fairways, racecourses, lawns and general amenity turf.

The homogeneous, regular granule, breaks down easily and is formulated to provide good growth even at low soil temperatures with extended release due to the combination of ammonium, urea and organic nitrogen, alongside organic potassium.

Just like the highly successful C-Complex fine turf range, C-Complex Sport 14-2-5+MgO+2CaO is formulated using Naturvigor, a combination of aerobically-composted cow manure and high levels of humic acid.

This results in a finished product that is almost 50% Organic - featuring 6% Humic acid, cold processed seaweed meal and Kali Vinasse, a slow release organic potassium source.

	C-Complex® Sport 14-2-5+MgO+2CaO
Field longevity	8 to 10 weeks
Granulation	SGN240
Additional product contents	6.3% Humic Acid 100% of potassium in organic slow release form
Application rate	25 to 40g/m ²
Pack size	25kg
Bag coverage (Per hectare)	10 to 16 bags

Application Notes

For best results, apply to dry foliage after cutting to allow time for the granule to penetrate the sward between cuts. Avoid applying product during prolonged periods of drought and/or frosty weather. Do not apply to droughtstressed turf. Water-in if application is made during dry, hot periods to initiate granule breakdown and nutrient release.

Usage Period	J	F	M	A	M	J	J	A	S	O	N	D
C-Complex® Sport		●	●	●	●	●	●	●	●	●	●	



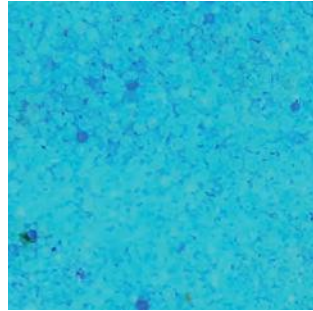
Solufeed® and Optisol - WATER-SOLUBLE FERTILISERS

FOR USE IN ALL FINE AND COARSE TURF SITUATIONS INCLUDING GOLF AND BOWLING GREENS, TEES, FAIRWAYS, SPORTS PITCHES AND RACECOURSES

PLANT NUTRITION

Solufeed® and Optisol formulations are a blend of water-soluble ingredients including urea, ammonium sulphate, monoammonium phosphate, magnesium and chelated micronutrients, designed for spray application.

All formulations also contain a buffering agent to reduce the spray tank pH and thereby aid tank-mix compatibility with other Headland products.



Optisol Hi-N 28-7-14+MgO+Micronutrients

- High nitrogen analysis
- Urea, ammonium and nitrate nitrogen for good low and high temperature release
- Excellent solubility
- Fully chelated micronutrient package
- Acid buffering agent for enhanced tank-mixability

Solufeed® Hi-K 13-0-45

- High potassium analysis
- Nitrate nitrogen for good low temperature release
- Excellent solubility
- Sulphur-free formulation – ideally suited for use in anaerobic rootzone situations

TIP - Always use a coarse mesh in-line filter when mixing water soluble fertilisers and always add the water soluble fertiliser to the tank first in the mix sequence to give it maximum time to dissolve.

SOLUFEED® NK 15-0-25 ■ KEY POINTS

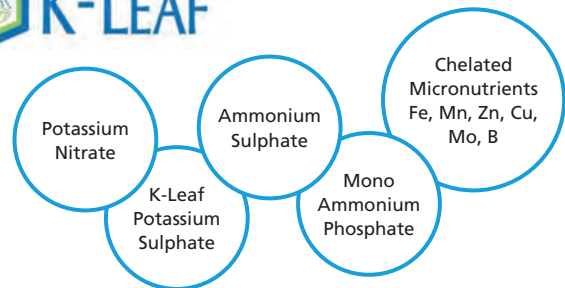
- High potassium analysis utilising K-Leaf potassium sulphate and potassium nitrate
- Ammonium, nitrate and urea nitrogen for optimum uptake
- Acidifying formulation
- Excellent solubility
- Acid buffering agent for enhanced tank-mix compatibility



How K-Leaf™ works in Solufeed® 15-0-25

K-Leaf is a fine milled, readily soluble potassium sulphate containing 52% K₂O and 18% sulphur, specially designed for foliar application.

The fine particle formulation ensures rapid solubility compared to other forms of potassium sulphate, with virtually no chloride residue. In addition, K-Leaf exerts an acidifying effect on the spray tank and leaf pH.



	Soluble fertilisers				
	Hi-K 13-0-45	Hi-P 13-40-13+MgO+Micros	NPK 14-5-28+MgO+Micros	NK 15-0-25 +MgO	Hi-N 28-7-14+MgO+Micros
Field longevity	2 to 4 weeks	2 to 4 weeks	2 to 4 weeks	2 to 4 weeks	2 to 4 weeks
Application rate	20 to 60kg/ha	20 to 60kg/ha	20 to 60kg/ha	20 to 60kg/ha	20 to 60kg/ha
Bag coverage (Per Hectare)	1 to 3 bags	1 to 3 bags	1 to 3 bags	1 to 3 bags	1 to 3 bags
Water volume	300 to 600L/ha	300 to 600L/ha	300 to 600L/ha	300 to 600L/ha	300 to 600L/ha
Pack size	20kg	20kg	20kg	20kg	20kg

Usage Period	J	F	M	A	M	J	J	A	S	O	N	D
Hi-K 13-0-45	●	●	●	●	●	●	●	●	●	●	●	●
Hi-P 13-40-13			●	●	●	●	●	●	●	●		
NPK 14-5-28	●	●	●	●	●	●	●	●	●	●	●	●
NK 15-0-25	●	●	●	●	●	●	●	●	●	●	●	●
Hi-N 28-7-14				●	●	●	●	●	●	●		



Turf Disease

<u>Integrated Disease Management</u>	<u>32</u>
<u>Anthracnose Management</u>	<u>33</u>
<u>Microdochium nivale Management</u>	<u>34-35</u>



With the two formidable challenges of legislation and a changing climate over the autumn/winter facing our industry, having a structured and robust IPM program in place is more important than ever.

With the recent loss of Iprodione closely followed by propiconazole and chlorothalonil, the number of effective chemistries available from 2020 onwards has declined significantly. If no new actives are forthcoming this year, there will be only 3 systemic and 1 protectant chemistry available to the end-user that are effective on *Microdochium nivale*.

Integrated approach backed by research

Clearly, we can no longer be reliant on pesticides alone to offer the safety net they once did. As mentioned earlier in this brochure (page 14), Headland Amenity have pioneered non-pesticidal management of *Microdochium nivale* and *Colletotrichum cereale* (Anthracnose).

Combining pesticidal and non-pesticidal disease management applications in a structured program, has shown itself to be a highly effective strategy to combat even high levels of disease pressure.

Other factors impacting *Microdochium nivale* activity

Headland have been researching the development of *Microdochium nivale* in the field using end-user observations in combination with Davis weather station data and one of the clear findings is the role of plant leaf moisture in the development of this disease. Early in the autumn it is usually sheltered locations that show activity first because of the lack of air flow and evapotranspiration. The resulting lack of leaf dry-down leads to extended periods of plant leaf wetness and therefore enhanced disease activity.

Dew removal is key... It follows then, that the management and removal of dew is another important tool in an effective *Microdochium nivale* IPM program.



Using weather data to make proactive decisions on disease management

A key feature of a modern-day IPM program is to monitor the likely longevity of both non-pesticidal and pesticidal applications, according to grass growth rates as predicted by Growth Potential (G.P). Headland has developed 'Weathercheck' and a specific turf-related module, 'Meteoturf' that predicts upcoming daily G.P according to a 7 day forecast provided by Meteoblue. This allows the end-user to calculate the potential longevity of an application and also determine application timing if an uptake peak is identified.

Each year our knowledge base increases with respect to implementing an effective IPM program. One of the big conclusions of the last few years relates to the reduced longevity of applications during mild periods of the autumn, when growth levels are still high. Using Growth Potential (G.P) to track fungicide longevity has shown that a cumulative total G.P of 10 is a good

estimate of systemic fungicide longevity. Factors such as nutrition and PGR usage will impact on this figure. During mild spells of weather in October, this can equate to an effective longevity of only 14 days from a systemic fungicide for example.

Date	Total Growth Potential Location - Thame, UK	Number of days of effective spray longevity assuming application on 1st of October
October 2015	13.54	25
October 2016	12.23	26
October 2017	21.30	15
October 2018	15.65	14
October 2019	12.20	22
October 2020	13.89	23

Anthracnose Management - ANALYSIS OF A YEAR – 2020

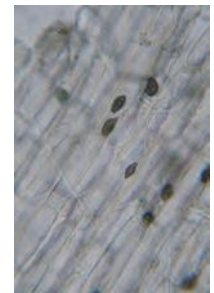
Anthracnose can be an extremely damaging turfgrass disease and indeed in the U.S. it is regarded only behind Dollar Spot as a turfgrass pathogen. The development of symptoms in the U.K & Ireland are dependent on a set combination of conditions that allow the fungal spores to germinate, mycelium to develop and invade the grass plant leaf and crown. Even then, the turfgrass may not show development of symptoms unless this process is followed by plant stress.

To understand how to combat this disease it is important to understand the life cycle of the pathogen. The first process is spore germination and the consensus is that this process requires 2-3 consecutive days of > 25°C air temperature for this to occur. The developing fungal mycelium grows on the surface of the grass plant tissue and gains entry through the leaf surface by way of a specially developed structure, known as an Appressorium.

Colletotrichum cereale is a hemibiotrophic fungus. That is to say it does not immediately kill the host cells, once inside the grass plant the fungus develops primary biotrophic hyphae from the site of entry - Appressorium. In this state it does not harm the plant but later switches to a necrotrophic state which kills plant cells and causes the typical yellow leaf symptom associated with Anthracnose in either foliar blight or basal rot form. Note - the two diseases are caused by the same pathogen.

This is thought to be why some years, when we have the initial trigger conditions necessary for spore germination (air temperature > 25°C) we do not see follow up symptoms because either the plant leaf wetness is not present after spore germination and / or the grass plant doesn't go under stress sufficiently for the fungus to develop from a biotrophic to a necrotrophic state.

In 2020, Anthracnose developed late into the summer and through the early autumn, even though earlier in the year there were at least two potential triggers for spore germinations. Let's look at why, by analysing some weather data and Growth Potential information.



Appressorium of *Colletotrichum cereale*

TURF DISEASE

Trigger conditions in 2020 – Location – Thame, Oxon, U.K.

Summer
Max air temp vs. growth potential (red line denotes potential anthracnose trigger)

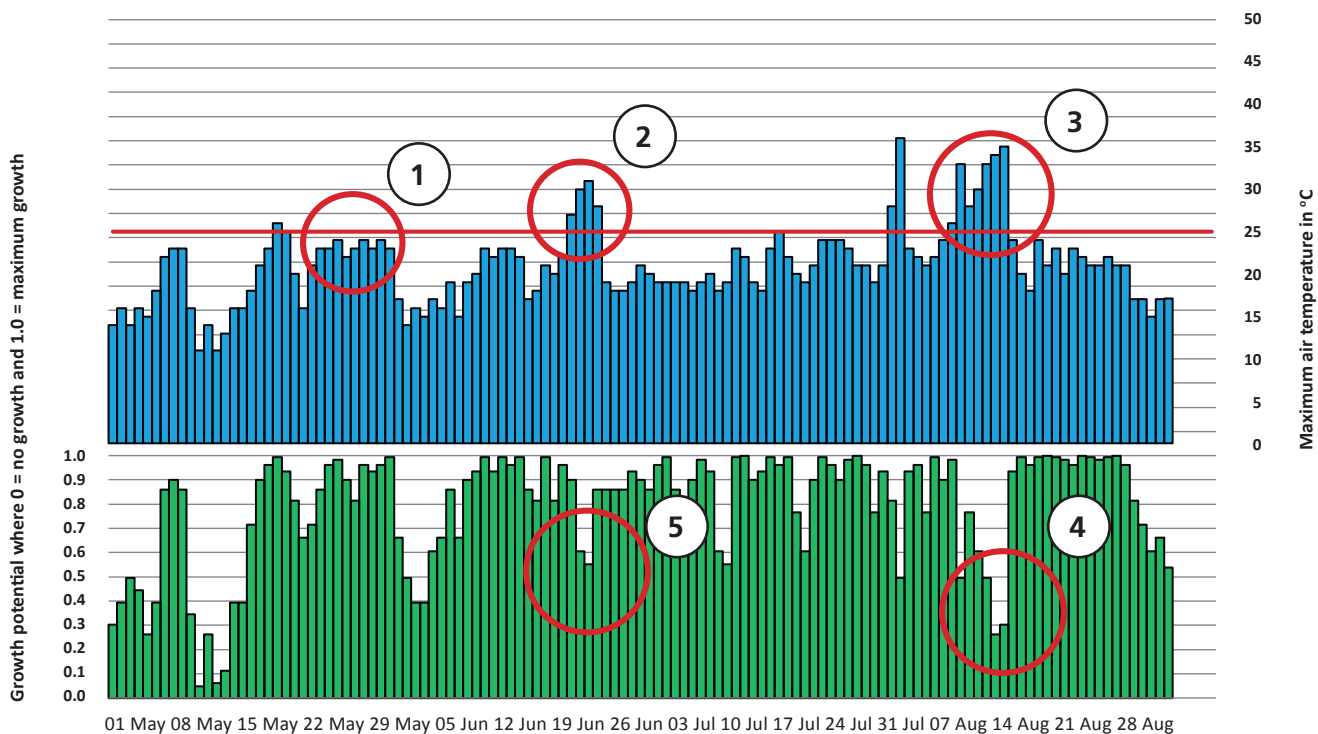


Chart taken from 2020 GDD spreadsheet

1. In late May, air temperatures reached the 25°C trigger point but during this period relative humidity levels were low (< 80%) so the plant leaf was dry and fungal mycelium may have been unable to develop fully. Growing conditions were also optimum with no reduction in daily Growth Potential (which indicates plant stress).
2. In late June, maximum air temperatures exceeded 30°C, but again the relative humidity value was low so periods of plant leaf wetness were short and the potential for fungal development limited. The grass plant was under stress by this stage as could be seen by the decrease in daily G.P (5).
3. From August 5th to August 13th, the daily air temperature exceeded 25°C and the relative humidity was high approaching 97% on some days. On the last two days of the hot spell, rain fell and continued to for another 8 days. In addition, the soaring temperatures topped out at 34°C and this put the grass plant under significant stress with the daily Growth Potential dropping to 0.35. (4) This period ticked all the necessary requirements for spore germination, fungal mycelium development on the leaf and both biotrophic and necrotrophic hyphae development inside the leaf. Symptoms of Anthracnose was noted within 7-10 days and continued well into September 2020 and beyond.



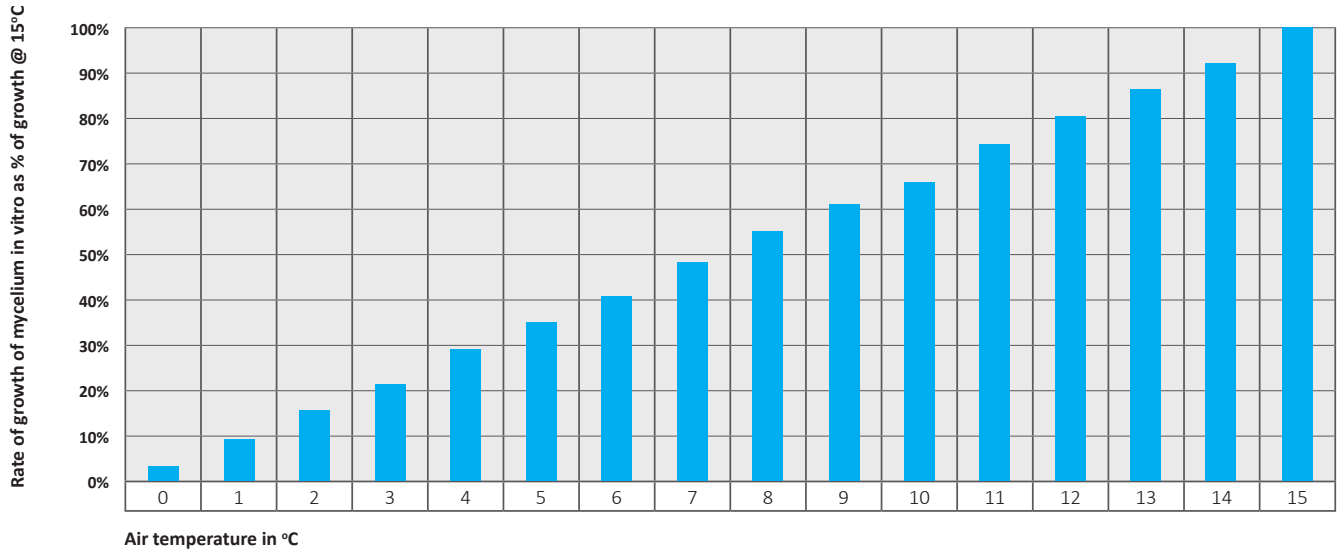
Anthracnose damage



Images courtesy of Kate Entwistle

About Microdochium

Microdochium nivale is the asexual state of the fungus that causes *Microdochium* Patch in cool season turfgrasses. The fungus is able to survive down to -20°C but grows at its optimum at 15°C as the graph shows below. Its primary advantage as a fungus is its ability to infect a grass plant at low temperature when many antagonistic fungal species aren't active. It is a very capable saprophyte, being able to live on dead and decaying matter at the base of the turf and in the thatch. *M. nivale* is described as soil-borne and it is from this surviving saprophytic growth that we see the inoculum for new disease development.



Research conducted by Headland Amenity showing the growth rate of *Microdochium nivale* according to air temperature

The primary inoculum is considered to be fungal hyphae that grow from the infected debris, on to the stem base and infect through the stomata. Once inside the plant, the fungus produces enzymes that degrade the plant cell structure in advance of its colonisation of the tissues, leading to the characteristic symptom of water-soaking. So, unlike *Colletotrichum cereale* (Anthracnose) there is no resting stage. The fungus is necrotrophic as soon as it enters the leaf epidermis. The fungus uses the plant cell content as nutrition to sustain its development and eventually, spore producing structures called sporodochia develop on the outer surface of the infected tissues, releasing spores (conidia) that disseminate the fungus via wind or water movement.

Microdochium nivale management

Over the last few years the management of *Microdochium nivale* has changed radically with the loss of many effective fungicides and a continuing trend to milder, more humid air during the autumn / winter and early spring.

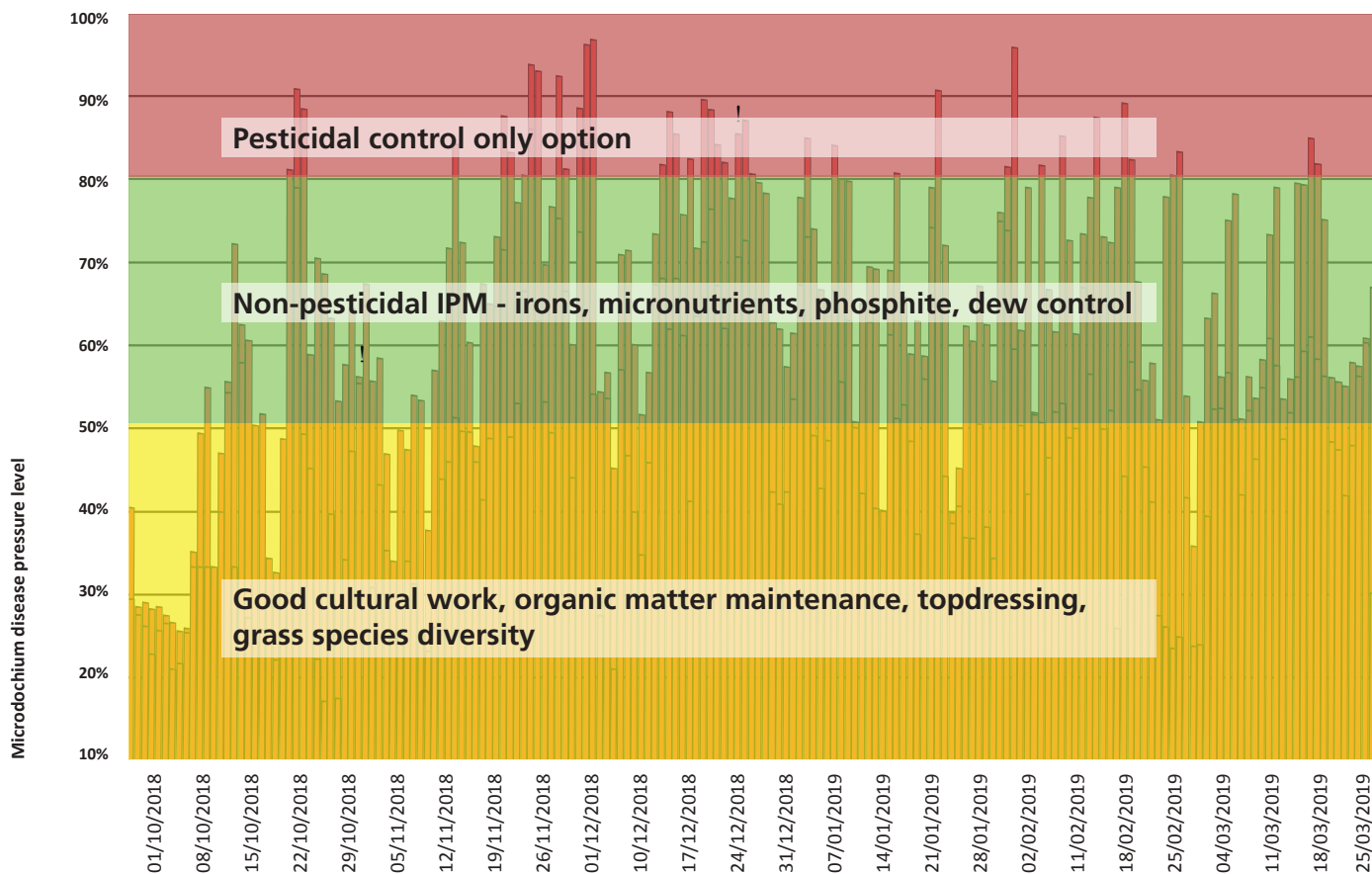
As with *Colletotrichum cereale*, *Microdochium nivale* needs two primary drivers to infect a grass plant. These are plant leaf moisture and sufficient air temperature. The control of dew therefore is absolutely critical to the control of this pathogen and limiting the severity of infection / damage and should be included in the management of this disease during the autumn / winter.



Sporodochia (spore producing structures) on the surface of a grass leaf. Image and text courtesy of Kate Entwistle.



Pesticidal & non-pesticidal control - a combination approach



TURF DISEASE


The chart above illustrates the combination concept of *Microdochium nivale* management that forms an effective IPM program. The bedrock is good cultural control of surface organic matter allowing grass species diversity and thereby reducing disease. At higher disease pressure levels, the use of a proven, non-pesticidal disease control program can be very effective even at high rates of disease pressure. When conditions are optimum for fungal development, the use of systemic, preventative fungicides is necessary.

Pesticidal and non-pesticidal disease management using the 20-20-30 tankmix, Mantle and PPT114

The goal with any IPM program is to minimise the level of disease infection on the grass sward. Nowhere is this truer than with *Microdochium nivale* because once a high population has established in the sward, the pathogen is capable of beginning its life cycle again. With the loss of contact and curative fungicides control of established *Microdochium* scarring is very difficult to achieve. In practice this manifests itself as reoccurring activity around an initial site of infection – see case study from autumn / winter 2016/17.

Suggested timing	Suggested Treatment
Mid-Aug – End Sept	20-20-30 + 10-20kg/ha Mantle dependent on disease pressure
Early October	Systemic Fungicide + 10-20kg/ha PPT114 dependent on disease pressure
+14 days	20-20-30 + 10-20kg/ha Mantle dependent on disease pressure
Early November	Systemic Fungicide + 10-20kg/ha PPT114 dependent on disease pressure
+14 days	20-20-30 + 10-20kg/ha Mantle dependent on disease pressure
December	Systemic Fungicide + 10-20kg/ha PPT114 dependent on disease pressure
Pre-Christmas	20-20-30 + 10-20kg/ha Mantle dependent on disease pressure

Disease activity started in October 2016 and was still active and affecting surfaces in March 2017, that's 6 months...



- A. Initial infection in late October 2016 now recovered
- B. Re-infection in mid-December 2016 with 40% grass cover
- C. Re-infection in mid-February 2017
- D. New activity 11th, 12th March, 2017 after warm, humid weekend

Note - timing and application sequence can vary dependent on weather and disease pressure intensity.

Amenity Chemicals

Dedicate®	37
Exteris® Stressgard™	38
Cabadex®	39
Columbus®	40
Quickfire®	40
Enstar	41
Blaster® Pro	41
New-Way Weedspray	42
Weed Control information	43
Clipless NT®	44-45



Dedicate® - TURF FUNGICIDE

CONTACT AND SYSTEMIC FUNGICIDE FOR A WIDE RANGE OF TURF DISEASES

DEDICATE® ■ KEY POINTS

MAPP 17003. Dedicate contains 200g/l tebuconazole and 100g/l trifloxystrobin

- Preventative and early curative disease control
- Diseases controlled include: Fusarium Patch, Red Thread, Dollar Spot and Leaf Spot
- Reduction in Anthracnose and Rust
- Contact and systemic turf fungicide
- Dual action protects turf inside and out
- Low dose application
- Pack size 250ml – treats 2500m²



Where to use Dedicate®

Dedicate is approved for use on all turf areas including: golf greens, tees and fairways, sports turf, commercial and residential lawns, parks, bowling greens and cricket pitches.

When to use

Dedicate should be used preventatively or as early as possible when signs of disease occurs. It can be used on dormant or actively growing grass and will act as a protectant with some curative activity.

Turf Diseases controlled

Diseases controlled include Fusarium Patch (*Microdochium nivale*), Red Thread (*Laetisaria fuciformis*), Dollar Spot (*Clarireedia homoeocarpa*) and Leaf Spot (*Helminthosporium spp.*). Reduction in Anthracnose (*Collectotrichum spp.*) and Rust (*Puccinia spp.*).

How to use

Add the required quantity of Dedicate to a half filled spray tank with the agitation system in operation and fill to the required level. Continue agitation at all times during spraying. Spray immediately after mixing.

If grass is being mown, Dedicate should be applied after cutting and further mowing should not take place until at least 48 hours after treatment. This will allow adequate movement of the product throughout the plant. Allow 28 days between applications of Dedicate.

Maximum number of treatments is 4 per year.

Dedicate® contains 200 g/L (18.2% w/w) tebuconazole and 100 g/L (9.10% w/w) trifloxystrobin. USE PLANT PROTECTION PRODUCTS SAFELY. ALWAYS READ THE LABEL AND PRODUCT INFORMATION BEFORE USE. PAY ATTENTION TO THE RISK INDICATIONS AND FOLLOW THE SAFETY PRECAUTIONS ON THE LABEL.

(MAPP 17003)

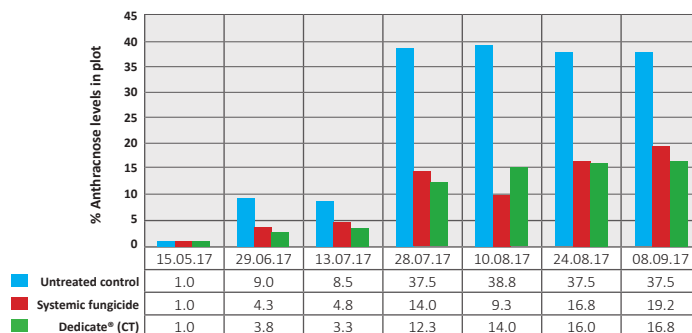
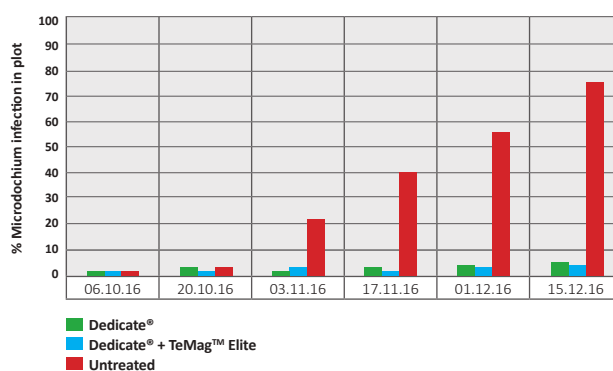
Dedicate® is a registered trademark of Bayer CropScience Limited. Packshot for illustration purposes only, pack may vary.

Resistance management

The use of Dedicate should conform to resistance management strategies such as rotation with products containing active ingredients with different modes of action or limiting the total number of applications per season. It is recommended not to apply more than 2 sequential applications of Dedicate or any product containing a QoI fungicide. Alternate with fungicides having different modes of action and do not apply more than 4 applications per year of any product containing a QoI fungicide. Please ask Headland Amenity for specific advice

Application rates

	Vehicle-mounted hydraulic sprayer	Knapsack Sprayer
Amount of Dedicate®	1L/ha	10ml/100m ²
Amount of water	400 to 500L/ha	4 to 5L/100m ²



Exteris® Stressgard™ - TURF FUNGICIDE

NEW CHEMISTRY SYSTEMIC FUNGICIDE

EXTERIS ■ KEY POINTS

MAPP 17825. Exteris® Stressgard contains 12.5g/l Fluopyram and 12.5g/l Trifloxystrobin.

- Preventative disease control
- Diseases treated include: Microdochium Patch and Dollar Spot
- New SDHI chemistry
- Contains Stressgard formulation technology
- Low A.I. loading
- Pack size 5L – treats 5,000 m²



Resistance Management

The use of Exteris Stressgard should conform to resistance management strategies, such as rotation with products containing active ingredients with different modes of action, or limiting the total number of applications per season and using non-chemical methods of disease control. Bayer recommends responsible product stewardship to ensure effective long term control of the fungal diseases on the label.

How to use

Sprayers should be THOROUGHLY CLEANED before use and filters and jets checked for damage and blockages.

Add the required quantity of Exteris Stressgard to a half filled spray tank with the agitation system in operation and fill to the required level. Spray immediately after mixing. Continue agitation at all times during spraying and stoppages, until the tank is completely empty.

If grass is being mown, Exteris Stressgard should be applied after cutting and further mowing should not take place until at least 48 hours after treatment. This will allow adequate movement of the product throughout the plant. Allow a minimum of 14 days between applications of Exteris Stressgard.

Maximum number of treatments is 2 per year.

Exteris Stressgard should not be used on commercial, residential or estate lawns.

	Vehicle-mounted hydraulic sprayer	Knapsack Sprayer
Amount of Exteris Stressgard	10L/Ha	100ml/100m ²
Amount of water	200 to 600L/Ha	2 to 6L/100m ²

Exteris® Stressgard™ contains 12.5g/l Fluopyram and 12.5g/l Trifloxystrobin.

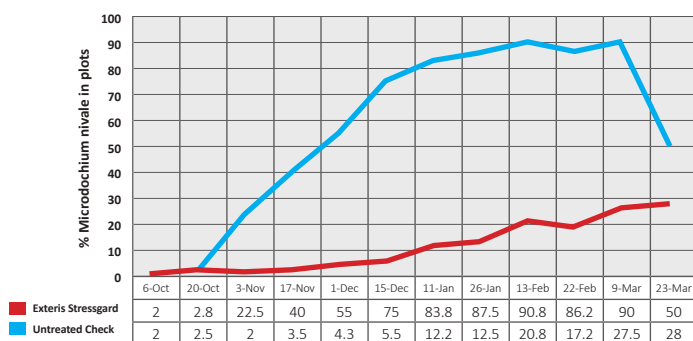
USE PLANT PROTECTION PRODUCTS SAFELY. ALWAYS READ THE LABEL AND PRODUCT INFORMATION BEFORE USE. PAY ATTENTION TO THE RISK INDICATIONS AND FOLLOW THE SAFETY PRECAUTIONS ON THE LABEL. Exteris and Stressgard are registered trademarks of Bayer CropScience Limited. Packshot for illustration purposes only, pack may vary.



Exteris Stressgard is a new systemic, foliar fungicide formulated to manage Microdochium Patch and Dollar Spot. The product contains a completely new active ingredient, Fluopyram, from a new chemical group of fungicides known as SDHI's, in combination with Trifloxystrobin and Bayer's Stressgard Formulation Technology. Fluopyram is an acropetal penetrant that is able to enter the grass plant via roots, shoots or leaves, moving upward within the plant to provide protective activity.

Where to use Exteris Stressgard

Exteris Stressgard is approved for use on golf greens, tees and fairways, bowling greens, cricket pitches, lawn tennis courts and professional sportsgrounds/stadiums.



Application dates - 06.10.16 and 03.11.16

When to use

For best results Exteris Stressgard should be used preventatively before or at the first occurrence of symptoms, usually early autumn when weather conditions are conducive to disease development. A second application can be made if necessary, at or before 28 days (minimum 14 day interval).

Turf diseases controlled

Exteris Stressgard is approved to treat Microdochium Patch (*Microdochium nivale*) and Dollar Spot (*Clarireedia homoeocarpa*).

Stressgard Formulation Technology

Stressgard Formulation Technology is a unique combination of active ingredients, inert ingredients and turf specific co-formulants. It is the combination of these which help the product perform so well in unique turf disease stress conditions. Stressgard Formulation Technology is specifically designed for turf and has been fine tuned to upgrade the performance of the product, providing superior disease management.

Cabadex® - SELECTIVE HERBICIDE

SAFE AND EFFICIENT CONTROL OF DIFFICULT TO KILL WEEDS IN BOTH ESTABLISHED AND YOUNG TURF

CABADEX® ■ KEY POINTS

MAPP No. 13948. Cabadex contains 100g/l fluroxypyr and 2.5g/l florasulam

- Unique formulation containing florasulam and fluroxypyr
- Can be used on newly sown turf (from two leaf stage)
- Controls difficult weeds such as yarrow and lesser trefoil (yellow suckling clover)
- Low dose rate for cost effective weed control
- Foliar and root uptake provides efficient control of difficult weeds
- Pack Size: 5L



Areas of use

Cabadex can be used on areas of managed amenity turf or amenity grassland.

This includes golf courses, winter sports pitches, racecourses and professional lawn care as well as airfields, roadside verges and embankments.

Safe on young turf

The product can be used on newly sown turf from the two leaf stage for spring or summer sowings. A good covering of grass should be present before application.

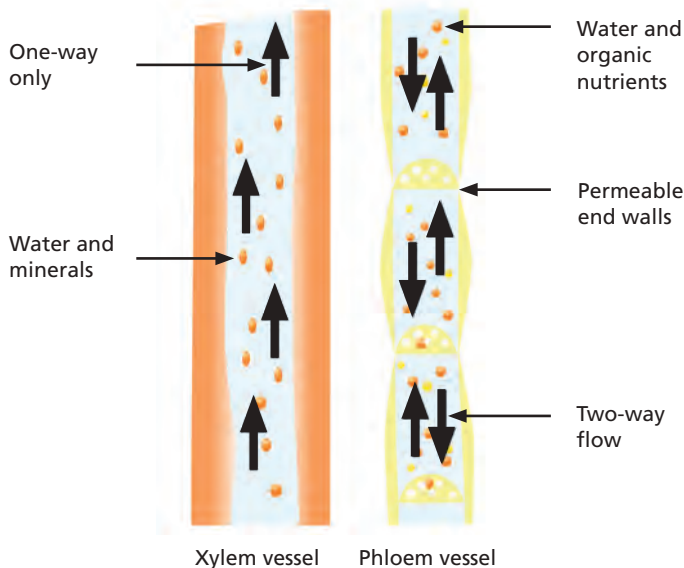
Application notes

Apply when weeds are actively growing (normally between March and October). Do not apply in periods of drought unless irrigation is applied.

Re-seeding can take place as little as 4 weeks after application. Clippings from grass treated with Cabadex can be safely used for mulch after the third cut.

Use of Cabadex is not subject to LERAP restrictions. Where Broad-leaved Plantain is present in addition to other target weeds, apply a tank-mix of Cabadex at 2L/ha + 2,4-D amine (Depitox) at 2L/ha.

Fluroxypyr and florasulam move through the plant in both the xylem and phloem vessels. This provides effective distribution and accumulation at the growing points in both shoots and roots.



Weeds controlled

- Slender speedwell
 - Common daisy
 - Common dandelion
 - Common mouse-ear
 - Creeping buttercup
 - White clover
 - Ribwort plantain*
 - Bird's-foot trefoil*
 - Yarrow*
- * Moderate control only

Trials and commercial use have also shown good control of yellow suckling clover and pearlwort.

	Cabadex®	
	per ha	per 100m ²
Application rate	2L	20ml
Water volume	200L	2L

Cabadex is effective against a wide range of weeds including difficult to control species such as Yarrow and Daisy. Control is achieved using very low rates of active ingredients, making Cabadex the obvious choice for efficient and environmentally sensitive weed management in the UK.

Mode of action

Cabadex combines two active ingredients with different modes of action.

Fluroxypyr is an auxinic herbicide that enters plants via the leaves and disrupts normal growth functions.

Florasulam however, can enter via the roots as well as the foliage, helping to ensure complete distribution throughout the plant.

Application equipment

Cabadex can be applied through tractor-mounted hydraulic sprayers or knapsack sprayers as a MEDIUM spray, as defined by the BCPC system.



Common Daisy



Yellow Suckling Clover

Use herbicides safely. Always read the label and product information before use.

Please refer to the product label or our website for further technical information.

Cabadex is a registered trademark of Dow Chemical Company ("Dow") or an affiliated company of Dow.

Columbus® - TURF HERBICIDE

TRIPLE ACTIVE SELECTIVE HERBICIDE FOR USE TURF AND PROFESSIONAL LAWN CARE

PLEASE NOTE: Columbus is being withdrawn from the market. You can purchase Columbus until the 31st July 2021 and you have until 30th November 2021 to use, store and dispose of the product.

COLUMBUS® ■ KEY POINTS

MAPP No. 18462 contains 20g/l clopyralid, 40g/l fluroxypyr and 200g/l MCPA.

- Powerful 3 way selective herbicide
- Controls a wide range of weeds
- Unique micro-emulsion formulation enhances herbicide activity
- Use on golf fairways, tees, sports pitches and other amenity grass
- 5 litre pack treats 12,500m²
- Can re-seed after 8 weeks



Control spectrum

- Creeping buttercup
- Yellow suckling clover
- Common daisy
- White clover
- Broad-leaved plantain
- Common dandelion
- Ribwort plantain
- Common mouse-ear
- Knotgrass

Other weeds known to be controlled by Columbus*

- Mayweed
- Shepherd's purse
- Toad rush
- Curled dock
- Common chickweed
- Creeping thistle
- Spear thistle
- Field wood rush
- Seal heal
- Common sorrel
- Broad leaved dock
- Yarrow

*Control from commercial experience – use on these weeds is at users own risk.

Best use advice

- Best control of target weeds will be achieved when conditions are favourable for growth, usually April to September when soils are moist and temperatures are warm.
- Don't apply to newly sown grass or established grass which is under stress. This may include: frost damage, drought, waterlogging, nutrient deficiency, disease and pest attack.
- Can be applied to young turf that has been sown for at least two months.
- If low drift nozzles are being used, the water volume must be kept at or above 400 litres per hectare.
- Avoid mowing 3 days before and after application to ensure sufficient weed leaf surface is present to allow uptake and translocation of COLUMBUS®.
- Do not drill grasses into sward within 6 weeks of spraying.
- Do use any plant material treated with COLUMBUS® for composting or mulching.
- Rain fast in 2 hours. Refer to Headland Weathercheck for best results.
- The product label carries a LERAP B requirement please see label for full details.

	Columbus®	
	per ha	per 100m ²
Application rate	4L	40ml
Water volume	200 to 1,000L	10L

Quickfire® - TURF HERBICIDE

BROAD SPECTRUM, ECONOMICAL SELECTIVE HERBICIDE, FOR USE IN TURF AND PROFESSIONAL LAWN CARE

QUICKFIRE® ■ KEY POINTS

MAPP No. 17245 contains 150g/l Mecoprop-p and 18.7g/l Dicamba.

- Cost-effective 2 way selective herbicide
- Controls a wide range of turf weeds
- Use on golf fairways, tees, sports pitches, lawns and other amenity grass
- 5 litre pack treats 1 hectare (10,000m²)
- 2 applications per year
- Pack Size: 5L



Control spectrum

- Broad-leaved plantain
- Daisy
- White clover
- Common mouse-ear
- Ribwort plantain
- Bird's foot trefoil
- Spear thistle
- Chickweed

	Quickfire®	
	per ha	per 100m ²
Application rate	5L	50ml
Water volume	200 to 500L	2 to 5L

Quickfire is a new herbicide effective against a wide range of weeds including Daisy, White Clover, Spear Thistle and Plantains. Quickfire contains two tried and tested active ingredients (Mecoprop-P and Dicamba) to ensure broad spectrum weed control. Unlike a number of products, Quickfire can be used through knapsack and boom mounted sprayers and users can apply two applications per year.

Application equipment

Quickfire can be applied through boom mounted equipment or knapsack sprayers as a MEDIUM spray, defined by the BCPC system.

Areas of use

Quickfire can be used on all managed amenity turf areas include: golf course fairways and tees, sports pitches, lawns and other amenity turf.

Use herbicides safely. Always read the label and product information before use.

Please refer to the product label or our website for further technical information.

Enstar - TURF HERBICIDE

TRIPLE ACTIVE SELECTIVE HERBICIDE FOR USE ON TURF AND IN PROFESSIONAL TURFCARE

ENSTAR ■ KEY POINTS

MAPP No: 18911 contains 285g/l 2,4-D, 52.5g/l dicamba and 105g/l fluroxypyr.

- Powerful 3 way selective herbicide
- Use on golf fairways, tees, sports pitches, lawns and other amenity grass
- 2 litre pack treats 10,000m² at main rate of use
- Can be used on newly sown turf at lower rate of use
- Two applications per year
- Approved for knapsack and boom sprayers



Weed control spectrum

Controlled at 2 litres/ha (20mls per 100m²)

- Creeping buttercup
- Yellow suckling clover
- Daisy
- Common chickweed
- Common sorrel
- White clover
- Common mouse ear
- Dandelion
- Self heal
- Yarrow
- Plantains
- Cat's ear
- Slender Speedwell
- Mouse ear hawkweed
- Docks

Established managed amenity turf or amenity grassland

Apply when weeds are actively growing and soil is moist, using 2 litres of ENSTAR per hectare in 200–1000 litres of water. Application by knapsack sprayer 20ml of ENSTAR in 2-5 litres of water to treat 100m². In both cases, apply as a MEDIUM quality spray.

New-sown managed amenity turf or amenity grassland

Apply when weeds are actively growing in the spring at least 2 months after grass emergence and when the soil is moist. Using a vehicle mounted sprayer apply at 0.95 litres per hectare in 200-1000 litres per hectare of water. When using a knapsack sprayer, use 9.5 ml per 100m² in 2-5 litres of water. In both cases apply as a MEDIUM quality spray.

Best use advice

- Best control of target weeds will be achieved when conditions are favourable for growth, usually April to September when soils are moist and temperatures are warm.
- Don't apply to newly sown grass or established grass which is under stress. This may include frost damage, drought, waterlogging, nutrient deficiency, disease and pest attack
- Avoid mowing 3 days before and after application to ensure sufficient weed leaf surface is present to allow uptake and translocation of ENSTAR.
- Repeat application 8-10 weeks after initial application if necessary. The minimum interval is 21 days between applications.
- The product label carries a LERAP requirement please see label for full details.

Blaster® Pro - TURF HERBICIDE

FOLIAR APPLIED HERBICIDE FOR THE CONTROL OF PERENNIAL BROAD LEAVED WEEDS INCLUDING: NETTLE, DOCK, BRAMBLE, BROOM AND GORSE.

BLASTER® PRO ■ KEY POINTS

MAPP No. 18074. Blaster Pro contains 240g/l Triclopyr and 60g/l Clopyralid.

- The ideal solution for difficult weeds such as nettles, docks and thistles
- Can be used on all established amenity grassland
- Controls woody weeds
- Simple single rate of application
- Pack Size: 1L



Where to use Blaster® Pro

Blaster Pro can be used on amenity grassland such as golf course roughs, banks, roadside verges, cemeteries and industrial areas.

Weed	Optimum timing of application
Common nettle	Spray when actively growing but preferably before flowering (normally up to mid-June).
Dock (curled & broadleaved)	Treat in the spring when docks are in the rosette stage up to 25cm high. If the grass has been cut leave for 2 to 3 weeks to allow sufficient re-growth to occur before spraying. On large well established docks, or where there is a high reservoir of seed in the soil, a second dose the following year may be required.
Creeping thistle	Spray when actively growing but before flowering spikes are 15cm high. Applications of Blaster Pro during flowering or seeding is likely to lead to reduced levels of control. If grass has been cut, treat 2 to 3 weeks after cutting when sufficient re-growth has occurred.
Bramble, broom & gorse	Spray in June to August when actively growing but before plants begin to senesce in the autumn. It is essential that all the foliage is thoroughly wetted or incomplete kill may result.



	Blaster® Pro
Application rate	60ml in 10L water

Notes for guidance

Only use Blaster Pro on amenity grassland that has been established for at least one year. Do not apply the product as an overall spray where clover is an important part of the sward.

DO NOT spray in drought, or very hot or cold conditions.

Occasionally, some yellowing of the sward may be seen following treatment. This is however quickly outgrown.

Avoid damage and drift on to susceptible crops or waterways. All conifers, especially Pine and Larch are very sensitive to spray drift.



Additional weed species that are controlled by Blaster Pro can be found by scanning QR Code or visit <http://tinyurl.com/blasterds>

Blaster® is a registered trademark of Dow Chemical Company ("Dow") or an affiliated company of Dow.

New-Way Weedspray - NON-SELECTIVE HERBICIDE

NON-SELECTIVE HERBICIDE FOR AMENITY AND INDUSTRIAL WEED AND MOSS CONTROL ON HARD SURFACES AND OTHER AMENITY AREAS

NEW-WAY WEEDSPRAY ■ KEY POINTS

MAPP No. 15319. New-Way Weedspray contains 240g/l acetic acid.

- Contains acetic acid. One of only two foliar acting herbicides approved on hard surfaces
- Approved for moss control on hard surfaces
- Fast acting - weeds die 1 to 2 days after treatment
- Ideal as a rotation partner with glyphosate to avoid potential weed resistance on hard surfaces
- Formulated from naturally occurring ingredients
- Pack Size: 5L



Areas of use

New-Way Weedspray can be used to control weed growth in amenity situations such as footpaths and pavements, parks, around trees, shrubs and hedges and in industrial areas such as railways, industrial sites and fence lines etc. It is also approved for moss control on hard surfaces. Unlike other moss killers for hard surfaces, New-Way Weedspray will also control weeds and grass as well, eliminating the need for a separate application.



Application

Apply the spray so that leaves and stems are fully wetted before run-off. As the product works by contact action it is important that the weed is fully covered otherwise there will be partial control. The product is not translocated within the plant and therefore is safer to use around trees, shrubs and other valuable plants.

Mixing

Mix 1 part New-Way Weedspray to 3 parts of clean water. For example in a 16 litre knapsack sprayer mix 4 litres of New-Way Weedspray to 12 litres of water in the following manner. Half fill spray tank with clean water. Add the required amount of New-Way Weedspray. Fill the tank with more clean water to the required level. Agitate before use.

Weather

Applications made in the cooler months will take longer to work. In warm, sunny weather, most weeds will die within 1 to 2 days. Apply the product on a dry day. Rain, soon after spraying, may wash spray off foliage leading to poor results.

Subsequent planting

As there are no residual effects with the product in the soil, sowing and planting may be undertaken as soon as the weeds have died.

Moss control on artificial sports surfaces

As well as moss control on paths and other hard areas, New-Way Weedspray can be used to control moss on artificial sports surfaces. As there are a wide variety of materials employed for this use, always test on a small area to confirm the suitability of New-Way Weedspray before applying to the entire playing surface.



Use plant protection products safely. Always read the label and product information before use. Please refer to the product label or our website for further technical information.

New-Way Weedspray is a non-selective herbicide based on naturally occurring ingredients. The active ingredient – acetic acid has been formulated from the highest foodgrade product and developed with a naturally occurring protein ingredient which literally doubles the herbicidal properties of acetic acid compared to standard products.

What it is it?

New-Way Weedspray contains 240g/litre acetic acid formulated with a naturally occurring activator – NWS Booster. Acetic acid occurs naturally through the fermentation process and breaks down to water in the ground.

How does it work?

New-Way Weedspray is a fast-acting, non-selective herbicide which is active against most soft tissue it comes into contact with. It controls grasses, broad-leaved weeds and mosses. The product produces discolouration and browning of the foliage within a few hours of treatment. Perennial weeds generally require more than one application for control but annual weeds are usually controlled with one treatment.



Weed control information

HOW TO USE HEADLAND HERBICIDE TECHNOLOGY FOR EFFECTIVE WEED CONTROL

A 'weed' is commonly explained as a 'plant out of place'. Their presence in amenity situations is often detrimental in a number of ways.

Selective herbicides can eliminate broad-leaved weeds in turfgrass without damaging the grass itself. They need to be controlled as;

- They can ruin the aesthetic appearance of carefully manicured turf areas.
- Weeds affect wear tolerance and often result in sparse, muddy surfaces.
- Weed presence can greatly impact on the playing surface by affecting ball roll characteristics
- Broad-leaved weeds compete with desirable grasses for nutrients, water and light and can affect the health and vigour of the sward.
- They produce huge quantities of seed that can spread weed into previously clean areas.

Total herbicides are non-selective and used where all vegetation is to be removed. Often used on hard surfaces, amenity areas, highways and industrial sites, total herbicides will control grasses, broad-leaved weeds and some will control moss as well, e.g. New-Way Weedspray.

Getting the best out of Headland herbicides

1. Read the product label carefully taking into account any statutory requirements. Take note of timing issues. Most weeds are best controlled when they are young and actively growing.
2. Conversely most weeds are poorly controlled in periods of cold or drought where lack of growth will result in poor weed control.
3. Take note of water spray volumes. There are often regulatory reasons not to spray below the minimum water volume per area. Poor weed control may occur at low water volumes because of inadequate spray coverage of the target weeds.
4. Spraying at higher water volumes will help where weeds are large. However, ensure that run-off does not occur as this may result in poor control.
5. Regular calibration of your sprayer is important to ensure correct application rates.

Guide to the use of Headland herbicides for specific weed types and situations

Enstar (see page 41)



White clover



Dandelion



Plantain



Creeping buttercup

Cabadex® (see page 39)



Yellow suckling clover



Slender speedwell



Daisy



Pearlwort* in fine turf

Blaster® Pro (see page 41)



Nettles



Nettle (close-up)



Thistle

New-Way Weedspray (see page 42)



Moss on hard surfaces



Weeds in paving



Weeds in pavers

Herbicide Selection Chart

USE THIS SIMPLE TO FOLLOW CHART TO MAKE THE CORRECT HERBICIDE SELECTION, ENSURING SAFE AND EFFECTIVE WEED CONTROL.

Areas of use



Clipless NT® - PLANT GROWTH REGULATOR

A TRINEXAPAC - ETHYL PLANT GROWTH REGULATOR FOR THE MANAGEMENT OF GRASS GROWTH IN AMENITY GRASSLAND AND MANAGED AMENITY TURF

CLIPLESS NT® ■ KEY POINTS

MAPP No. 18729. Clipless NT contains 120g/l of trinexapac - ethyl.

- Reduces turf height and improves sward density
- Cuts down on mowing frequency
- Can be used on all turf areas
- Trials show equal activity to other trinexapac - ethyl formulations
- Excellent tank-mix partner with - XTEND 46-0-0 + Elevate Fe or Headland Soluble Iron on outfield turf - Protec Plus 28-0-0 + Seamac Proturf Fe on fine turf
- Pack Size: 5L



Application timing

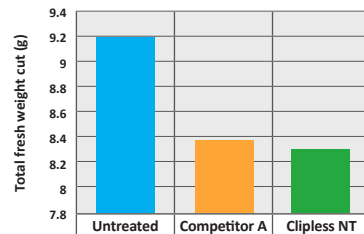
Clipless NT applications can commence at any stage of the growing season. Apply as soon as proper spring growth has started, typically mid-April on outfield or coarse turf and mid-late May on fine turf. Continue with applications until end of August to early September. (See product label for maximum number of applications allowed per year).

Advanced Formulation Technology

Much has been made of the formulation technology of competitor PGR products, both in terms of efficacy and rainfastness. In order to meet registration requirements, Clipless NT PGR has had to prove its performance as being equal or better than the industry standard product.

To demonstrate its rainfastness, Clipless NT was trialled against a competitor product, using 10mm of simulated rainfall 4 hours after application and the effect on grass growth monitored both in terms of total fresh weight of grass produced and grass length.

Clipless NT demonstrated equal or superior performance in terms of rainfastness and subsequent growth regulation.



Note - The lower the fresh weight, the more effective the growth regulation after rainfall.

For full details of the trial scan the QR code or visit <http://tinyurl.com/clipless-rainfast>



Clipless NT is a new plant growth regulator for use on all areas of amenity grassland and managed amenity turf. Clipless NT works by blocking the production of gibberellic acid within the plant leaf, stopping cell elongation and upward growth. This results in a more compact growth habit. Energy is diverted away from vertical growth towards lateral growth and root development, providing a closer, denser sward. The turf requires less mowing, with potential savings of manpower and cutting machinery costs. Clipless NT is a useful tool to help reduce mowing frequency in difficult or dangerous areas such as steep banks etc.



Clipless NT® - PLANT GROWTH REGULATOR

A TRINEXAPAC - ETHYL PLANT GROWTH REGULATOR FOR THE MANAGEMENT OF GRASS GROWTH IN AMENITY GRASSLAND AND MANAGED AMENITY TURF

Areas of use	Clipless NT®					
	Greens	Greens	Tees	Fairways	Rough and semi rough	Amenity grassland, grass banks, roadside verges
Frequency of application	Monthly	Every 2 weeks	Monthly	Monthly	Monthly	Up to a maximum of 5 applications per year
Application rate	0.4L/ha	0.2L/ha	0.75L to 1.5L/ha*	0.75L to 1.5L/ha*	1.6L to 2.4L/ha	Up to 3.2L/ha
Water volume	200 to 400L/ha	200 to 400L/ha	200 to 400L/ha	200 to 400L/ha	200 to 400L/ha	Minimum of 400L/ha
Rate of Clipless NT per 100m ² (knapsack)	4ml	2ml	7.5 to 15ml	7.5 to 15ml	16 to 24ml	Up to 32ml
Water volume per 100m ² (knapsack)	2 to 4L	2 to 4L	2 to 4L	2 to 4L	2 to 4L	4L

Note: *Use higher rate where Perennial ryegrass is the dominant grass species. A maximum single dose rate of 3.2 litres/ha can be applied with a total maximum of 16 L/ha of Clipless NT allowed in any one year.

Product usage suggestions - tees and fairways

Tees and fairways are often overlooked when it comes to PGR applications, but in reality they are one of the best areas to use Clipless NT in combination with XTEND Soluble 46-0-0 and Elevate Fe. The combination of rapid solubility and slow release nitrogen in XTEND Soluble 46-0-0 makes it an ideal tank-mix partner to Clipless NT PGR. For a rapidgreen up with no wheel marks, risk of scorch or time consuming pre-mixing, Elevate Fe complexed liquid iron completes the trio of tank-mix components.

More colour for longer with less cutting

Field trials conducted in 2012/13 showed that areas treated with XTEND Soluble 46-0-0, Elevate Fe and Clipless NT PGR retained more of the applied nitrogen and iron for longer, compared to areas treated without Clipless NT PGR. The reduced rate of nutrient loss by clipping removal is a likely explanation.



AMENITY CHEMICALS

Suggested tank-mixes for Clipless NT®

PRE-EVENT GREEN UP WITH CLIPLESS NT®
Tees, Fairways, Semi-Rough

Pre-tournament green up or spring / summer feed without excessive clippings generation. Applications from mid-April.

1
XTEND® Soluble 46-0-0
20 to 40kg/ha

+

2
Elevate Fe®
20 to 40L/ha

+

3
Headland Clipless NT®
750 to 1,500ml/ha

in

300 to 400L/ha
Spray Volume

SUMMER FEED WITH PGR
Greens

Summer fertilisation to provide consistent growth without flushes. Applications from end May to end August.

1
Solufeed® NK 15-0-25
10 to 20kg/ha

+

2
Solufeed® TeMag™ Elite
6kg/ha

+

3
Turfite® Elite
20 to 30L/ha

+

4
Headland Clipless NT®
200 to 400ml/ha

in

400L/ha
Spray Volume

Use plant protection products safely. Always read the label and product information before use.

Please refer to the product label or our website for further technical information.

Soil Surfactants

A recovery plan for
drought-damaged outfield areas 47

TriCure AD™ 48-49

TriCure™ Pellets 50

TriCure AD™ Granular 50

Terafirm™ 51

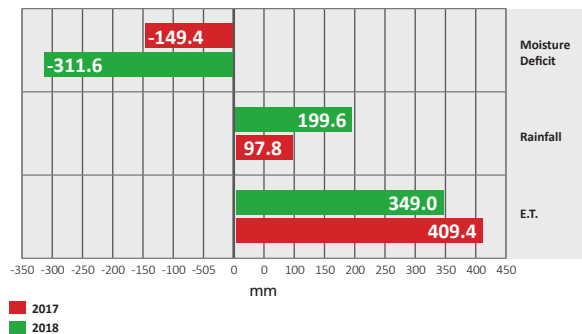


headland
AMENITY PRODUCTS

A recovery plan for drought-damaged outfield areas

The Summer of 2018 was one of our most testing yet with record high temperatures, minimal rainfall and consistently high, daily E.T levels.

Comparison of soil moisture status 2018 vs. 2017
June 1st - September 30th
Location - Thame, Oxon, UK



Data from our Thame location showed a net moisture deficit of nearly 312mm (12.5") from the beginning of June to the end of September. (Net moisture deficit = rainfall - Evapotranspiration E.T) That figure was double the same period in 2017 and meant loss of fairway grass cover was a common feature going into the autumn of 2018.

One of the most severe consequences of the extreme weather in Summer 2018 was the level of dry-down that had taken place both in the upper organic matter layer but also below that in the rootzone from 10-12 weeks of record heat and E.T. The hydrophobic nature of the surface organic matter layer led to indifferent results in the autumn when it came to overseeding, with many areas going into the winter extremely thin. Coming into spring 2019, a lot of outfield areas needed renovation work including overseeding, core aeration and the like to promote increased sward density before the Summer.



“One of the most severe consequences of the extreme weather in Summer 2018 was the level of dry-down that had taken place...”



Recovery program using TriCure AD™

In early spring, before renovations have been undertaken it is essential to ensure that the organic matter is fully rewetted. This is particularly important when you take into account the fact that the areas most likely to have suffered during the summer and have shown poor recovery potential since, will be those highest in organic matter.

The high activity rating of TriCure AD ensures that low rate applications made between 2.5L - 5.0L/ha will facilitate fast rewetting of the surface organic matter layer and ensure that moisture from rainfall or irrigation will penetrate down to the soil below instead of being lost from the surface.



Tank-mix flexibility

With variable grass cover and a low level of winter sunlight, a lot of outfield areas will have high moss levels coming into the new year. The tank-mix flexibility of TriCure AD allows the product to be mixed with either Soluble iron or Elevate Fe and a slow release liquid feed like Xtend Soluble 46-0-0 therein providing soil surfactant, iron and plant nutrition in one time saving application.

1 Xtend® Soluble 46-0-0 20-40 kg/ha	+	2 Elevate Fe® 20L/ha	+	3 TriCure AD™ 2.5-5.0 L/ha
in 300-400 L/ha spray volume				

TriCure AD™

MULTI MOLECULAR SOIL SURFACTANT

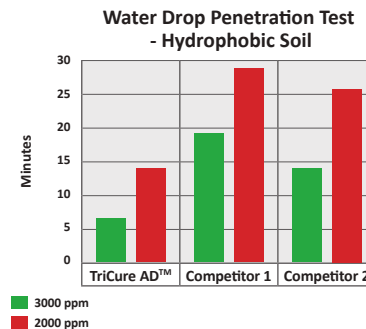
TRICURE AD™ ■ KEY POINTS

- Prevents and cures hydrophobic conditions and Dry-Patch
- Treats all rootzone particles including peat and thatch
- Shows improved soil surface dry-down characteristics
- Reduces irrigation needed to maintain healthy turf
- Is safe to apply - no need for additional irrigation to prevent scorch
- Liquid formulation in 10 or 100 litre containers
- Multi-rate flexibility allows rates to be reduced down to 7L/ha on fine turf (2.5L/ha on outfield turf) and increased in line with temperature and evapotranspiration in the summer.



Multi-rate flexibility with safety

TriCure AD is more active, rate for rate, than competitor surfactants due to its multi-molecular chemistry. Competitor products have to be applied at much higher rates to achieve equivalent results. Many contain only one surfactant technology and only work well in one given situation. The graph (above right) shows the effect of reducing the application rate by a third on the efficacy of TriCure AD. This shows less reduction in efficacy compared to two well-known competitors. On fine turf, TriCure AD can be effective down to 7 litres per hectare, used early in the spring with application rates increased, as temperatures rise in the summer, up to a maximum rate of 20 litres per hectare.



The 'Tri' in TriCure

TriCure contains three different surfactant chemistries that treat all types of rootzone particles, such as soil and sand, as well as organic matter, including peat and thatch.

This multi-molecular approach provides 3 distinct characteristics, and advantages over single molecule wetters.

1. Adhesion to various surfaces including plant lignin and cellulose, attracting water molecules and facilitating water penetration into thatch and soil organic matter.
2. Better hydration of soil particles along with a reduction in water surface tension.
3. Rapid spreading and downward penetration using nonphytotoxic chemistry.

TriCure AD will not scorch the grass plant because it does not contain any of the commonly used additional ingredients that are associated with burning or phytotoxicity. TriCure AD can be applied in the morning and safely watered-in in the evening without risk of burning.

TriCure AD™ application

Commence applications in March to ensure that soil moisture conditions are optimised before any likelihood of spring drought stress (see page 47). Apply to a dry rootzone and wash product off the leaf to maximise efficiency, though there is no risk of scorch. Apply monthly according to temperature and stress levels on the plant with the final, lower rate application in September. TriCure AD is broken down naturally in the soil by microbial activity and therefore no residual activity will persist into the winter.

SOIL SURFACTANTS

	TriCure AD™	TriCure AD™ - Fine Turf				
Application usage	Coarse turf areas only	Early Season	Temperatures <20°C	Temperatures >20°C	Temperatures >25°C	Curative Severe Dry Patch
Application rate	2.5L/ha	7L/ha	10L/ha	14L/ha	20L/ha	20L/ha
Water volume	300 to 400L/ha	600 to 800L/ha	600 to 800L/ha	600 to 800L/ha	600 to 800L/ha	600 to 800L/ha
Supplementary irrigation	Recommended	Wash product off leaf before next cut				
Pack size	10L & 100L	10L & 100L	10L & 100L	10L & 100L	10L & 100L	10L & 100L

TriCure AD™ is classified, labelled and supplied in accordance with the CLP European regulation No. 1272/2008 and REACH European Regulation No 1907/2006.



TriCure AD™ application on tees, fairways and outfield turf

Trials conducted since 2010 have shown that the multirate flexibility of TriCure AD can extend its usage into other outfield areas. Applications on tees, fairways and sports turf have shown excellent results using application rates as low as 2.5 litres per hectare.

This is only possible due to the highly active TriCure AD formulation working effectively at reduced rates where visible benefits can still be shown on outfield turf. At the 2.5L per hectare application rate, TriCure AD is cost-effective compared to straight penetrant technologies, but in practice it is much more effective. Rather than just reducing water tension to facilitate moisture movement through the profile, TriCure AD also combats surface hydrophobicity and allows more efficient moisture penetration and distribution through the profile, with less risk of run-off.

Tank-mixing of TriCure AD™

Making applications to tees, fairways and sports turf is time consuming so predictably turf managers are looking for ways to save time by tank-mixing products. One potential issue is placement compatibility, where some of the tank-mix components are destined for the soil and some for the leaf.

Trials and subsequent end-user feedback has shown that TriCure AD can successfully and safely be applied with Xtend Soluble 46-0-0, Elevate Fe and Clipless NT plant growth regulator.

To gain the maximum benefit and avoid placement compatibility issues, the tank-mix should be applied in the morning, left on the leaf for a minimum of 6 hours to allow foliar absorption of the Xtend Soluble, Elevate Fe and Clipless NT and then watered in either using overhead irrigation or by rainfall to move the TriCure AD into the soil.



Trials plots showing the effect of TriCure AD tank-mixed with XTEND Soluble 46-0-0 and Elevate Fe.

A typical tank-mix would be:

1	Xtend® Soluble 46-0-0 20-40 kg/ha	+	2	Elevate Fe® 20L/ha	+	3	Clipless NT® 0.75-1.5 L/ha	+	4	TriCure AD™ 2.5L/ha
---	--------------------------------------	---	---	-----------------------	---	---	-------------------------------	---	---	------------------------

in 300-400 L/ha spray volume

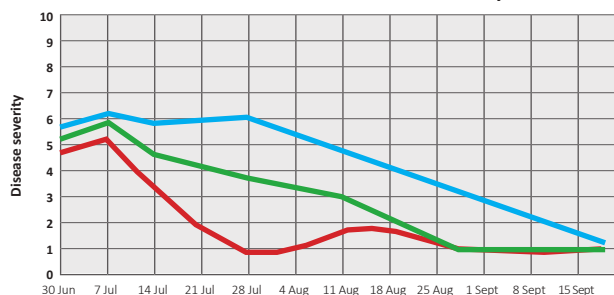
Why TriCure AD™ is the best surfactant tank-mix partner for fairy ring control

TriCure AD contains three separate soil surfactant technologies within one formulation to counteract hydrophobicity on sand, soil and organic matter.

This is important because superficial fairy ring tends to be active in the surface thatch layer and so having a surfactant technology that counteracts hydrophobicity in organic matter is essential. Type I and II fairy rings tend to be active deeper down the soil profile and this may be sand, soil dominated, or in fact like most golf greens, a mixture of sand, soil and organic matter. In this scenario, TriCure AD's three surfactant technologies give unrivalled control when applied in combination with an approved fairy ring fungicide like Heritage® (see graph right).



Fairy Ring curative study - 2008
Mike Fidanza - Penn State University



The results above show how TriCure AD™ mixed with Heritage® provides faster control of Fairy Ring compared to another surfactant.

- Heritage® @ 0.5kg / ha + TriCure AD™ @ 10L / ha
- Heritage® @ 0.5kg / ha + competitor surfactant @ 19L / ha
- Untreated

Fairy ring type	Rate of Heritage®	Rate of TriCure AD™	Application notes
Superficial fairy ring	0.5kg/ha	10L/ha	Apply in 600 litres of water and irrigate to remove from the leaf surface.
Type I and Type II top 5cm of rootzone	0.5kg/ha	10L/ha	Apply in 600 litres of water and irrigate with sufficient water to wash into the soil profile.
Type I and Type II Deeper than top 5cm of rootzone	0.5kg/ha	20L/ha	Aerate the affected area first, to the depth of the active mycelium. Apply in 600 litres of water and irrigate with sufficient water to wash deep into the soil profile.

TriCure AD™ Pellets

ACCURATE DOSING THROUGH HOSE END APPLICATORS

TRICURE AD™ PELLETS ■ KEY POINTS

- 75% active ingredient – TriCure AD
- Apply curative level of TriCure AD to droughtstressed turf
- Cost effective and easy to apply
- Non phytotoxic



TriCure AD Pellets are a fast, safe and convenient method of applying TriCure wetter through hose-end applicators (available from Headland). The pellets are designed to dissolve quickly in order to provide an accurate dose sufficient to effectively treat and prevent hydrophobic soils.

Each pellet consists of 75% TriCure AD and can be used as either a stand alone treatment or as a supplement to regular water management programmes.

Many alternative pellets take a long time to dissolve - resulting in low rates of wetter being actually applied.

TriCure AD and TriCure AD Pellets are non-phytotoxic and will not burn or discolour turf.

Application

The rate at which TriCure AD Pellets dissolve is determined by (1) water pressure (2) flow rate and (3) water temperature.

To ensure correct dosage, carry out a calibration by recording the time taken for one pellet to fully dissolve.

Use the table below to determine the correct dosage per 100m².

Pellet application rate

Use	Application times per 100m ²	
	To give FULL RATE application* (10 litres/ha) APPLY FOR	To give LOW RATE application* (5 litres/ha) APPLY FOR
Time taken for 1 pellet to dissolve fully		
6 minutes	3 minutes 20 seconds	1 minutes 40 seconds
8 minutes	4 minutes 27 seconds	2 minutes 13 seconds
10 minutes	5 minutes 33 seconds	2 minutes 47 seconds

Full rate (10 L/ha) will provide activity for up to 4 weeks. Low rate (5 L/ha) will provide activity for around 2 weeks. Please note: Longevity of activity is dependent on soil type and climatic conditions.

*Supplement with further irrigation to ensure optimum penetration throughout the rootzone.



Uniform water distribution with TriCure AD

Non-uniform water distribution (competitor)



TriCure AD™ Granular

EASY APPLICATION IN HARD TO ACCESS AREAS

TRICURE AD™ GRANULAR ■ KEY POINTS

- Easy to apply through a drop or rotary spreader
- Ideal for areas that are difficult to spray such as bunker banks, tees and contoured areas of greens
- Low application rate
- DG-Lite granule technology ensures fast solubilisation with no pick-up

TriCure AD Granular is easy to spread on bunker edges, slopes, or anywhere with difficult access for a spray rig. Containing the same active ingredient as in liquid TriCure AD, use of the granular product is an effective alternative to spraying.

TriCure AD Granular utilises DG-Lite, dispersible granule technology as a carrier to quickly release the chemistry with no residue left after normal irrigation.

Like TriCure AD, TriCure AD Granular does not contain any of the commonly used additional ingredients that are associated with burning or phytotoxicity. It can be applied in the morning and safely watered-in in the evening without risk of burning.

Application usage	TriCure AD™ Granular	
	Curative	3 monthly rate
Application rate	12g/m ²	24g/m ²
Supplementary irrigation	Wash product off leaf before next cut	
Pack size	18kg	18kg
Bag coverage (Per hectare)	1 pack treats 1,500m ²	1 pack treats 750m ²

TriCure AD™ is classified, labelled and supplied in accordance with the CLP European regulation No. 1272/2008 and REACH European Regulation No 1907/2006.

Terafirm™ - ADVANCED SOIL PENETRANT

FOR USE IN ALL FINE AND COARSE TURF SITUATIONS INCLUDING GOLF AND BOWLING GREENS, TEES, FAIRWAYS AND SPORTS PITCHES



TERAFIRM™ ■ KEY POINTS

- Non-phytotoxic soil penetrant
- Accelerates downward water movement
- Helps maintain drier soil surface conditions
- Reduces puddling and anaerobic conditions



Terafirm soil penetrant is formulated to improve the downward movement of water through the soil, helping to achieve a firmer playing surface.

Taking its name from the Latin *terra firma*, meaning "solid" or "firm earth", Terafirm works by reducing the surface tension of water, minimising lateral water movement and facilitating drainage. Terafirm also acts to speed surface drying and open up pore space within the soil during dry down by accelerating natural soil contraction.

Terafirm's unique, non-phytotoxic formulation will help bring soils to optimal field moisture capacity, enabling the water to move downwards through the soil profile, as quickly as the soil's physical properties will allow, therefore:

- Accelerating surface dry-down
- Reducing anaerobic conditions
- Reducing puddling
- Producing a faster-draining, drier and healthier turf

Compatible for use with most conventional sprayers, applications of Terafirm can be made on a monthly or more frequent basis, most-effectively before the onset of seasonal periods of heavy moisture. As a spot treatment on wet areas, Terafirm can be applied at two-week intervals until the excessive moisture conditions subside.

Independent research data supports the benefits of applying Terafirm™

Trials conducted in 2018 at Rutgers University assessed the performance of Terafirm applied at 13L/ha to a rootzone prior to a simulated saturation event. Infiltration rings were inserted into the rootzone and filled with water equivalent to 50mm of rainfall. The plots were measured for firmness and moisture content in the top 12.5mm using a turf penetrometer and an adapted soil moisture meter.

The university-based field studies performed during two consecutive turf growing seasons validate Terafirm's ability to facilitate penetration of applied irrigation water and rain through turf surfaces into the underlying soil. Terafirm's penetrant activity maintained less water in the surface profile of turf and increased turf firmness after a simulated saturating water event in the field trials described in this application. Full trials information is available on request from Headland Amenity.

	Terafirm™
Application Rate	6.5-13 litres/ha in 300 - 600 litres water
Interval	Monthly

TERAFIRM GRANULAR™ ■ KEY POINTS

- Granular version of Terafirm liquid penetrant
- DG-lite carrier for excellent distribution into even close mown turf surfaces
- Rapid breakdown on contact with irrigation / rain
- Enhances vertical water movement through profile
- Applied with a pedestrian rotary spreader
- Easier to apply during extended periods of wet weather than a liquid



Terafirm granular is the latest addition to the Mitchell Products granular surfactant range. It has been specifically formulated for application during the autumn and winter when saturated ground conditions can often make liquid applications impractical.

Terafirm granular is produced on the same DG-lite carrier formulation as Tricure granular and so is easy to apply with rapid breakdown on the turf surface. Terafirm granular is non-phytotoxic and therefore safe to apply.

	Terafirm™ Granular
Application Rate	12 g/m ²
Supplementary irrigation	Ideally apply before rain, supplementary irrigation is not required when applying in the autumn / winter. Spring / summer applications should be followed by irrigation to facilitate water movement down the profile.
Pack size	18kg
Bag coverage	1 pack treats 1500m ²

Adjuvants and Spray Aids

Transport™ Ultra	53
Super Signal™	54
Runway™	54
Erase™	54
Tangent SDR®	55
Knockdown™	55



Transport™ Ultra - WATER CONDITIONER

A NEW CLASS OF WATER CONDITIONER FEATURING A NON-IONIC SURFACTANT, WATER-CONDITIONING AGENTS AND AMMONIUM IONS IN A CONVENIENT PREMIX FORMULATION

TRANSPORT™ ULTRA ■ KEY POINTS

- Reduces pH and lowers bicarbonate levels in spray tank solutions
- Increases availability and activity of pesticides, such as phenoxy herbicides and glyphosate
- Add to spray tank first to neutralise bicarbonate and lower pH before adding products to be sprayed
- Dosage test available to determine dosage rate for your specific water source
- Pack Size: 10L

Always add TU to the spray tank first



Traditional spray tank acidifiers merely reduce spray tank pH by adding hydrogen ions to the spray solution, however this has no effect on the hardness of the water. Transport Ultra reduces both spray tank water pH and hardness, providing significant benefits over traditional acidifiers. To understand these, it is first necessary to understand what is meant by 'water hardness'.

About water hardness

Water hardness is a method of classifying water in terms of its calcium and magnesium content and is expressed as an equivalent of calcium carbonate. Soft water contains low levels of calcium and magnesium, whereas hard water contains higher levels, as well as typically - bicarbonate.

Bicarbonate ions are known to react in the spray tank solution with many pesticide active ingredients, making them less available. Transport Ultra sequesters (locks up) bicarbonate ions, preventing them from reacting with the pesticide added to the spray tank. In addition, Transport Ultra 'protonates' (imparts a positive charge) to the materials added to the tank, making them more available to the grass plant, resulting in faster uptake and translocation. The difference between the mode of action of Transport Ultra and a traditional spray tank acidifier (based on Propionic acid) is shown below in actual analysis results of a hard water sample.

Sample	Untreated Hard Water	With Propionic Acid @ 0.1%	With Transport Ultra @ 0.25%
Bicarbonate (ppm)	228	286	45
pH	8.1	6	2.8

Usage notes

In order to increase the efficacy of a spray application, Transport Ultra should always be added to the spray tank first before the active ingredient(s). If a water sample has not been taken prior to the application to determine the effective dosage rate of Transport Ultra, Headland Amenity suggest using a 0.25% dilution in relation to the spray volume.

Transport™ Ultra inclusion rate per tank			
Water volume (L/Ha)	0.125%	0.25%	0.50%
200	250ml	500ml	1 litre
300	375ml	750ml	1.5 litres
400	500ml	1 litre	2 litres
500	625ml	1.25 litres	2.5 litres
400	750ml	1.5 litres	3 litres

	Transport™ Ultra dosage test result (example)				
	Untreated	0.125% Transport™ Ultra	0.25% Transport™ Ultra	0.50% Transport™ Ultra	Target levels
Magnesium	3	3	3	3	< 50mg/L
Calcium	153	152	151	148	< 100mg/L
Bicarbonate	368	172	0	0	50% reduction 184
pH	7.9	6.9	3.1	2.3	< 6.0
Hardness	394	391	389	381	n/a
Classification	Very hard	Very hard	Very hard	Very hard	n/a



Transport™ Ultra dosage test

To facilitate correct management of your spray tank water source, Headland Amenity offer a Transport Ultra dosage test, which involves taking a sample of the water source and dosing it at the laboratory with different dilution levels of Transport Ultra to determine the correct amount required to lower pH and lower bicarbonate levels. This test is free of charge to customers of Headland Amenity.

Super Signal™ - SPRAY PATTERN INDICATOR

A NON-TOXIC, SUPER CONCENTRATED, SPRAY PATTERN INDICATOR

SUPER SIGNAL™ BLUE ■ KEY POINTS

- Super concentrated blue spray pattern indicator
- Provides excellent indicator properties at very low inclusion rates
- Typically used from 100ml to 250ml per 100L of spray solution
- Non-toxic, degraded by ultra-violet light
- Super Signal pack size 5L



Super Signal Blue eliminates waste due to spray overlap and highlight drift and potential nozzle blocking, a key function with the increasing use of shrouded booms. Super Signal dissipates with sunlight or moisture and will not permanently stain vegetation, soil or human skin.

Super concentrated formula – low inclusion rate

Super Signal Blue is an extremely concentrated spray pattern indicator. During the product assessment period, field trials showed that the inclusion rate can be significantly reduced when compared with many competitor indicators.

For the first usage, Headland Amenity suggest using Super Signal Blue at the same inclusion rate as your normal pattern indicator to gauge just how concentrated the formulation actually is. Rate adjustment can then be made to achieve the required depth of colour.

	Super Signal™ Blue
Areas of Use	Fine Turf. Course Turf
Application rate	100 to 250ml per 100L of spray solution

Runway™ - FOAM BOUT MARKER

FAST-DISSIPATING, FOAM BOUT MARKER SPECIFICALLY DESIGNED FOR USE IN AMENITY SITUATIONS

RUNWAY™ ■ KEY POINTS

- Specially formulated for use in amenity applications
- High visibility foam for 20 minutes
- Safe on sensitive grasses, will not discolour turf
- Non-corrosive, non-flammable, non-staining
- Pack size 2.5L



Runway produces a visible indication (by way of foam blobs) of treated areas, important to help avoid spray overlap and possible turf damage. For use through foam bout marker equipment.

	Runway™
Areas of Use	Turf and Lawns
Inclusion rate	1.20%
Rate per litre of water	12ml



SIGNAL and RUNWAY are trademarks of Precision Laboratories, Inc.

Erase™ - LIQUID SPRAY TANK CLEANER

A POWERFUL, LIQUID SPRAY TANK CLEANER FORMULATED TO REMOVE RESIDUES AND INCREASE RINSATE PH

ERASE™ ■ KEY POINTS

- Advanced surfactant system that penetrates and removes dried-on spray-tank residues
- Emulsifier technology solubilises oily residues for easier purging of the system
- Increases rinsate solution pH levels to rapidly accelerate the breakdown of vulnerable pesticides
- Anti-corrosion inhibitors to protect equipment pumps, seals and plumbing
- Pack size - 1L



Erase is a powerful spray system cleaner that emulsifies oily residues in sprayer lines and hoses while elevating rinsate pH to degrade vulnerable products. When used in conjunction with proper sprayer clean technique, Erase ensures more thorough clean-outs. Erase is also effective at removing stains left behind by pigments and dyes from sprayer and equipment surfaces.

	Erase™
Dilution rate	0.5% of spray tank volume i.e. 500ml per 100L of spray volume



Tangent SDR® - NATURAL SPRAY ADDITIVE

NATURAL SPRAY ADDITIVE FOR DRIFT REDUCTION, IMPROVED SPRAY RETENTION AND NUTRIENT UPTAKE

TANGENT SDR® ■ KEY POINTS

- Natural sticker and spreader obtained from pine resin, 100% natural origin
- Improved droplet retention - increases the amount of active substance on the plant
- Fixative - increases resistance to active substance wash-off
- Anti-drift - regulates droplet size, reducing drift
- Pack size 5L

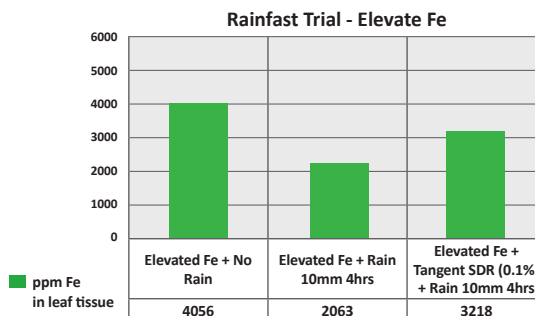


Tangent SDR® utilises the natural spreading and sticking effects of Terpineol to enhance spray retention on the grass leaf and improve nutrient uptake of the applied spray. In simulated rainfall trials, Tangent SDR® increased the iron content of an applied foliar iron spray by greater than 50% versus non-inclusion when used at 0.1% of spray volume with 10mm of rain simulated after 4hrs.

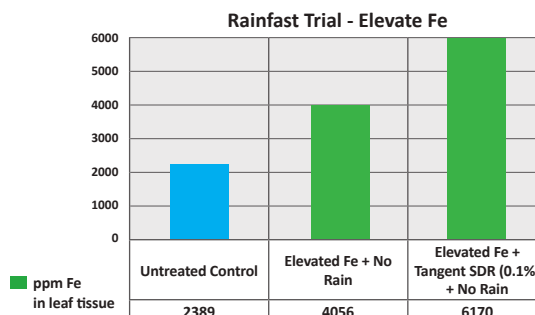
	Tangent SDR®
Application rate	0.1% of spray volume
Equivalent to:	300ml of Tangent SDR® in 300L of spray solution
Pack size	5L

Usage Period	J	F	M	A	M	J	J	A	S	O	N	D
Tangent SDR®	●	●	●	●	●	●	●	●	●	●	●	●

In Headland Amenity's own trials using Tangent SDR and Elevate Fe, incorporation of Tangent SDR increased leaf tissue iron levels by 52% vs. Elevate Fe applied on its own (see below).



The results indicate that addition of Tangent SDR at 0.1% increased iron levels in the leaf tissue by 56% vs. no Tangent SDR. It also decreases iron loss from 49% to 21% with 10mm of rain falling within 4 hours of application.



The results indicate that addition of Tangent SDR at 0.1% increased iron levels in the leaf tissue by 52% vs. no Tangent SDR.

Knockdown™ - LIQUID DE-FOAMER

FOAM SUPPRESSANT AND ANTIFOAMING AGENT

KNOCKDOWN™ ■ KEY POINTS

- General purpose antifoamer and de-foamer
- Liquid formulation prevents and removes foam
- Use as a preventative or to cure existing foaming problems



Knockdown is a liquid de-foamer, active against foam produced when mixing many amenity chemicals. Easy to apply, it can be used to prevent or cure foaming problems.

Areas of Use	Knockdown™	
	Antifoam	De-foamer
Application usage	30ml to 190ml in 500L water	60ml to 250ml in 500L water
Application rates	6 to 38ml	12 to 50ml
Rate per 100L of spray	1.2 to 7.6ml	2.4 to 10ml
Rate per 20L knapsack spray	1.2 to 7.6ml	2.4 to 10ml
Pack size	1L	1L



Soil and Lake Treatments

Xpedite®	57
Jet Black™	57



Xpedite® - SOIL AMENDMENT

XPEDITE® IS A GRANULAR SOIL AMENDMENT PRODUCT THAT INTRODUCES NON-COMPACTING PORE SPACE INTO PROBLEM ROOTZONES

XPEDITE® ■ KEY POINTS

- Lightweight, porous granule to help improve problem soils
- Increases the oxygen holding capacity of soils
- Helps improve drainage and permeability
- Helps reduce compaction
- Balances air and water in the rootzone, encouraging rooting
- Can increase water and nutrient availability in sandy soils
- Granule sizing matches top dressing and rootzone particle sizing



Xpedite is a stable, durable granule produced from diatomaceous earth, featuring a porous internal structure, which allows it to retain both air and water.

Incorporation can be as a straight material during vertidrainage or 'Drill & Fill' operations, or mixed with a suitable sand top-dressing. Xpedite improves rootzone characteristics by facilitating water movement, increasing oxygen-holding potential and retaining water within its structure, which is available to the grass plant during dry periods of weather.

The graphic below shows how Xpedite is compatible with topdressing sands for incorporation during solid-tining, vertidrainage and 'Drill & Fill' with over 90% size grading in the medium to coarse range. It also highlights the increased potential for Xpedite™ to hold more water and air within its porous structure compared to sand alone.

Areas of use

Golf and bowling greens, tees, winter sports pitches and lawns

- On compacted, poorly draining rootzones, with low oxygen content
- On wet areas of turf to facilitate better water movement and increase the water holding capacity of the rootzone before it reaches field capacity
- On raised areas of greens that exhibit faster dry down characteristics
- As a surface dressing to discourage algae colonisation

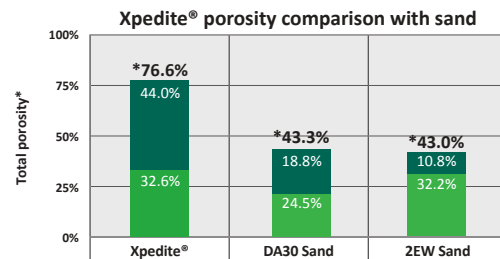
Xpedite® application

The exact quantity of Xpedite required for incorporation after aeration is dependent upon the tine size, block spacing and depth. For a guideline, the following quantities are typically used when 100% Xpedite is incorporated:

Hollow Coring/Solid Tining - 10 to 14 x 20kg bags per 500m²

Vertidrainage - 20 to 26 x 20kg bags per 500m²

For best results apply evenly to a dry surface and use a 'Z' brush, Sweep & Fill or drag mat to incorporate into the aeration holes.



■ Water-filled porosity
■ Air-filled porosity

Potential dust hazard: Personal protective equipment is recommended including partial mask, gloves and eye protection. Please refer to the Safety Data Sheet, which is available on request or to download from www.headlandamenity.com

Jet Black™ - EZ SOLUPAK

NATURAL EFFECT LAKE DYE

JET BLACK™ ■ KEY POINTS

- Black, reflective colour
- Helps combat algae and submerged weeds
- Unique packaging that eliminates the risk of staining during handling
- Non-toxic

Jet Black EZ Solupak is a blend of environmentally friendly, non-toxic, watersoluble black dyes formulated to reduce sunlight penetration. Use can help to control algae and submerged weeds by blocking light and thus reducing photosynthesis.

Jet Black imparts a natural black colour when applied to any water feature. The Jet Black EZ SoluPaks are protected by a unique, waterproof, foil lined overpack to prevent accidental staining when handling.

Application

Jet Black is packed in cartons containing 6 x 148g EZ Solupak sachets. Each carton will treat 7400m³ of water in total. Water temperature and convection will influence dissolution and dispersion of Jet Black. High levels of chlorine in the water may reduce the longevity of Jet Black.

Jet Black™	Litres of water treated	Gallons of water treated	Cubic metres of water treated
1 sachet	1,233,000	272,000	1,233
6 sachets	7,400,000	1,633,000	7,400



Information

CLP - hazard warning symbols	59
Spreader settings	60-61
Nutrient input charts	62
Suggested tank-mixes	63
Fertiliser calculations	64



CLP - hazard warning symbols on labels and Safety Data Sheets

The red, diamond CLP symbols will now be a familiar sight on Headland Amenity product labels and Safety Data Sheets, having been required to fully replace the previous orange, square CHIP symbols in 2017.

CLP (Classification, Labelling and Packaging) came into force across Europe in 2009, directed by the United Nations, to help in the creation of a "globally harmonised" set of warning symbols that would be applied to all product labels and recognised around the world.

Products must be classified to determine how hazardous they are for both use and transport and this information is also used when completing CoSHH assessments.

If you don't have a copy of a particular product SDS, you can request this anytime by emailing us at info@headlandamenity.com

Some of the CLP hazard symbols and what they mean, which may be found on Headland Amenity product labels and Safety Data Sheets:

Old CHIP hazard symbol	Hazard	New CLP hazard symbol
	Harmful/ irritant/toxic	
	Corrosive	
	Dangerous to the environment	
	Oxidising	

The final deadline in the EU for the application of the CLP legislation in the labelling of all products of 1st June 2015 has now passed. This means you now need to ensure that all the SDS you are receiving for the products you use are CLP-compliant. If this is not the case, you will not have the appropriate safety information or be able to complete your CoSHH assessments correctly.

However, some old stock with the previous orange warning symbols could remain in circulation but should have been re-labelled by 1st June 2017.

Products must be classified to determine how hazardous they are for both use and transport. The new CLP labelling communicates this along with the accompanying safety data sheet (SDS), which now must also be updated to meet the CLP legislation.

This new legislation has resulted in the replacement of the orange hazard warning symbols by the new, red diamond symbols, which will eventually be used on all products, around the world.

Same product, different symbols...

For Headland Amenity products, nothing else has changed - the products will remain the same formulations that you have always used, the only difference being any warning symbols on the labels will be new. This system is believed to be a universally clearer way of presenting any potential hazards to you, the user, and it is obviously better that all companies use the same symbols to communicate the same potential hazards.

However, you may find that a product that previously didn't have a hazard warning symbol under the old system will now carry one to meet the new CLP legislation. This is because for some product constituents, the European set concentration level at which they apply a hazard warning to the product has been lowered, resulting in some products now falling into hazard categories when they didn't previously, but with no change at all to the original product formulation.

As mentioned above, it is not just the labels that have changed, the accompanying SDS will also have been updated to include the CLP hazard warning symbols and safety information. If you don't have a copy of a particular product SDS, you can request this anytime by emailing us at info@headlandamenity.com.



Spreader settings - GRANULAR PRODUCTS

INFORMATION

Multigreen® product range

Product	Appl. Rate (g/m ²)	Accupro 2000				Ev-n-Spred C24			Vicon Type 03	
		Single Pass Letter	Double Pass Letter	Cone No.	Spread width (m)	Single Pass	Double Pass	Spread width (m)	Setting @ 7kph	Spread width (m)
Multigreen 627 20-0-32	30	R ½	O	3	4.4	17	14	3.6	30	12
	35	T ½	O ½	3	4.4	18	14 ½	3.6	34	12
	40	V	P	3	4.4	20	15	3.6	-	-
	45	V ½	P ½	3	4.4	21	15 ½	3.6	-	-
	50	X	Q ½	3	4.4	22	16	3.6	-	-
Multigreen 526 28-3-15 28-0-0	25	S	-	3	4.4	15	12	3.6	31	12
	30	S ½	Q	3	4.4	16 ½	13 ½	3.6	33	12
	35	T	Q ½	3	4.4	17 ½	14	3.6	38	12
Multigreen 526 15-0-22	25	P	M	3	5.0	15	12	3.6	28	12
	30	Q	M ½	3	5.0	16 ½	13 ½	3.6	30	12
	35	R	N ½	3	5.0	17 ½	14	3.6	34	12
Multigreen Fine 25-3-9	25	O ½	M	5	4.4	14 ½	11 ½	3.6	-	-
	30	Q	M ½	5	4.4	16	12 ½	3.6	-	-
	35	R	N	5	4.4	16 ½	13	3.6	-	-
Multigreen Fine 12-2-32	25	O	L ½	4	4.4	13	11	3.6	-	-
	30	P	M	4	4.4	15	11 ½	3.6	-	-
	35	Q	M ½	4	4.4	16	12	3.6	-	-

Outfield range

Product	Appl. Rate (g/m ²)	Accupro 2000				Ev-n-Spred C24			Vicon Type 03		Amazon ZA-F	
		Single Pass Letter	Double Pass Letter	Cone No.	Spread width (m)	Single Pass	Double Pass	Spread width (m)	Setting @ 7kph	Spread width (m)	Setting @ 10kph	Spread width (m)
Quickstart Maxi Plus 22-5-5	25	R ½	N ½	1	4.8	19	15 ½	4.0	30	12	14	12
	30	S	O ½	1	4.8	19 ½	16	4.0	36	12	15	12
	35	T ½	P	1	4.8	20	17	4.0	40	12	16	12
Blaukorn 15-3-20	25	R ½	N ½	1	4.8	19	15 ½	4.0	30	12	25.5	12
	30	S	O ½	1	4.8	19 ½	16	4.0	36	12	27.5	12
	35	T ½	P	1	4.8	20	17	4.0	40	12	29	12
Easygreen Mini 21-5-10 12-12-17	15	O ½	-	1	4.8	13 ½	-	3.6	24	12	-	-
	20	Q	L ½	1	4.8	15	12 ½	3.6	27	12	-	-
	25	R	N	1	4.8	16	13	3.6	32	12	-	-

Organic Soil Conditioners range

Product	Appl. Rate (g/m ²)	Accupro 2000				Ev-n-Spred C24		
		Single Pass Letter	Double Pass Letter	Cone No.	Spread width (m)	Single Pass	Double Pass	Spread width (m)
Naturvigor Granule	35	V	P	4	4	21	14 ½	3.6
	40	X	Q	4	4	22	15 ½	3.6
	50	Y	R	4	4	23	16 ½	3.6
C-Complex 4-3-4 5-2-10 7-0-7	25	M	J ½	8	3.3	14	11	2.4
	30	N	K	8	3.3	15	11 ½	2.4
	35	O	K ½	8	3.3	15 ½	12	2.4
	40	O ½	L	8	3.3	16	12 ½	2.4
	50	P ½	M	8	3.3	17	14	2.4
CalciComplex	35	P	M	8	3.3	14	12	3.6
	50	R	N	8	3.3	18	15	3.6
	70	-	P	8	3.3	-	17	3.6

C-Complex® Sport

Product	Appl. Rate (g/m ²)	Accupro 2000				Ev-n-Spred C24			Vicon Type 03	
		Single Pass Letter	Double Pass Letter	Cone No.	Spread width (m)	Single Pass	Double Pass	Spread width (m)	Setting @ 10kph	Spread width (m)
C-Complex Sport 14-2-5	25	P	M ½	3	4.4	17	14	3.6	28	12
	30	Q ½	N	3	4.4	18	14 ½	3.6	30	12
	35	R ½	N ½	3	4.4	19	15	3.6	32	12

Spreader settings - GRANULAR PRODUCTS

INFORMATION

XTEND® product range

Product	Appl. Rate (g/m ²)	Accupro 2000				Ev-n-Spred C24			Vicon Type 03		Amazon ZA-F	
		Single Pass Letter	Double Pass Letter	Cone No.	Spread width (m)	Single Pass	Double Pass	Spread width (m)	Setting @ 7kph	Spread width (m)	Setting @ 10kph	Spread width (m)
XTEND 46-0-0 Granular	10	M	-	6	4.6	12	-	2.4	-	-	-	-
	15	O	L	6	4.6	13	11	2.4	20	12	11	12
	20	Q	M	6	4.6	14	12	2.4	23	12	14	12
XTEND 24-4-4	25	R	N	3	4.4	15	12	3.6	32	12	-	-
	30	S	N ½	3	4.4	15½	13½	3.6	37	12	-	-
	35	T	O ½	3	4.4	16	14	3.6	41	12	-	-
XTEND 15-2-20	20	O	M	3	4.4	16	13½	3.6	26	12	-	-
	25	P	M ½	3	4.4	17	14	3.6	28	12	-	-
	30	Q ½	N	3	4.4	18	14½	3.6	30	12	-	-
	35	R ½	N ½	3	4.4	19	15½	3.6	32	12	-	-
XTEND FINE 26-3-3	15	M	J ½	4	4.4	14	11	3.6	-	-	-	-
	20	N	K ½	4	4.4	15	12	3.6	-	-	-	-
	25	O	L	4	4.4	16	12½	3.6	-	-	-	-

H-Cote™ Mini

Product	Appl. Rate (g/m ²)	Accupro 2000				Vicon Type 03			Forward speed (kph)
		Single Pass Letter	Double Pass Letter	Cone No.	Spread width (m)	Wheel to Wheel	Spread to Spread	Spread width (m)	
H-Cote Mini	15	L	1 ½	7	4	n/a	19	9	8
	25	O	K	7	4	18	25	9	8
	35	R	M ½	7	4	21	29	9	8

Greentec® product range

Product	Appl. Rate (g/m ²)	Accupro 2000				Ev-n-Spred C24		
		Single Pass Letter	Double Pass Letter	Cone No.	Spread width (m)	Single Pass	Double Pass	Spread width (m)
Greentec 14-2-6 13-3-13 6-5-18	15	K ½	-	5	3.5	12	-	2.4
	20	L ½	J	5	3.5	13	11	2.4
	25	M ½	K	5	3.5	14½	11½	2.4
	30	N	K ½	5	3.5	15	12	2.4
	35	O	L	5	3.5	15½	12½	2.4
	40	P	L ½	5	3.5	16	13	2.4
Mosskiller Pro 4-0-4+9Fe	15	K	-	2	3.0	11½	-	2.4
	20	L	J	2	3.0	12½	10½	2.4
	25	L ½	J ½	2	3.0	13½	11	2.4
	30	M	K	2	3.0	14	11½	2.4
	35	N	K ½	2	3.0	15	12	2.4
Effective moss control rate	40	O	L	2	3.0	15½	12½	2.4

TriCure AD and Terafirm (Granular)

Product	Appl. Rate (g/m ²)	Accupro 2000				Ev-n-Spred C24		
		Single Pass Letter	Double Pass Letter	Cone No.	Spread width (m)	Single Pass	Double Pass	Spread width (m)
TriCure Granular	12	J ½	-	5	4.0	12 ½	-	2.4
	24	M ½	J ½	5	4.0	14 ½	11	2.4
Terafirm Granular	12	J ½	-	5	4.0	12 ½	-	2.4



To download this information to your mobile device scan the QR code or visit <http://tinyurl.com/spreader-settings>

NUTRIENT INPUT CHARTS

INFORMATION

For granular, liquid and water-soluble fertilisers

Use the following tables to show how much nutrient (N, K₂O or P₂O₅) is applied, depending on the product analysis.

Use the table below to calculate the input of nutrients in kg/ha for granular fertilisers e.g. 14% N applied at 30g/m² provides 42kg of N per hectare.

Amount of nutrient supplied by granular fertilisers

Product Analysis	Application rate g/m ²								
	%	10	15	20	25	30	35	40	45
1	1	1.5	2	2.5	3	3.5	4	4.5	7
2	2	3	4	5	6	7	8	9	9
3	3	4.5	6	7.5	9	10.5	12	13.5	21
4	4	6	8	10	12	14	16	18	28
5	5	7.5	10	12.5	15	17.5	20	22.5	35
6	6	9	12	15	18	21	24	27	42
7	7	10.5	14	17.5	21	24.5	28	31.5	49
8	8	12	16	20	24	28	32	36	56
9	9	13.5	18	22.5	27	31.5	36	40.5	63
10	10	15	20	25	30	35	40	45	70
11	11	16.5	22	27.5	33	38.5	44	49.5	77
12	12	18	24	30	36	42	48	54	84
13	13	19.5	26	32.5	39	45.5	52	58.5	91
14	14	21	28	35	42	49	56	63	98
15	15	22.5	30	37.5	45	52.5	60	67.5	105
16	16	24	32	40	48	56	64	72	112
17	17	22.5	34	42.5	51	59.5	68	76.5	119
18	18	27	36	45	54	63	72	81	126
19	19	28.5	38	47.5	57	66.5	76	85.5	133
20	20	30	40	50	60	70	80	90	140
21	21	31.5	42	52.5	63	73.5	84	94.5	147
22	22	33	44	55	66	77	88	99	154
23	23	34.5	46	57.5	69	80.5	92	103.5	161
24	24	36	48	60	72	84	96	108	168
25	25	37.5	50	62.5	75	87.5	100	112.5	175
26	26	39	52	65	78	91	104	117	182
27	27	40.5	54	67.5	81	94.5	108	121.5	189
28	28	42	56	70	84	98	112	126	196
29	29	43.5	58	72.5	87	101.5	116	130.5	-
30	30	45	60	75	90	105	120	135	-
31	31	46.5	62	77.5	93	108.5	124	139.5	-
32	32	48	64	80	96	112	128	144	-
33	33	49.5	66	82.5	99	115.5	132	148.5	-
34	34	51	68	85	102	119	136	153	-
35	35	52.5	70	87.5	105	122.5	140	157.5	-
36	36	54	72	90	108	126	144	162	-
37	37	55.5	74	92.5	111	129.5	148	166.5	-
38	38	57	76	95	114	133	152	171	-
39	39	58.5	78	97.5	117	136.5	156	175.5	-
40	40	60	80	100	120	140	160	180	-
41	41	61.5	82	102.5	123	143.5	164	184.5	-
42	42	63	84	105	126	147	168	189	-
43	43	64.5	86	107.5	129	150.5	172	193.5	-
44	44	66	88	110	132	154	176	198	-
45	45	67.5	90	112.5	135	157.5	180	-	-
46	46	69	92	115	138	161	184	-	-

Nutrient input information - liquid fertilisers

Product	Analysis	Application Rate (L/ha)	Nutrient input kg/ha		
			N	P ₂ O ₅	K ₂ O
Protec® Plus	28-0-0	10	3.8	0.0	0.0
		20	7.6	0.0	0.0
		40	15.2	0.0	0.0
		60	22.8	0.0	0.0
Protec® Plus	15-0-12	10	2.1	0.0	1.7
		20	4.1	0.0	3.3
		40	8.3	0.0	6.6
		60	12.4	0.0	9.9
Protec® Plus	16-4-8	10	1.6	0.4	0.8
		20	3.2	0.8	1.6
		40	6.4	1.6	3.2
		60	9.6	2.4	4.8
Protec®	10-0-10	10	1.0	0.0	1.0
		20	2.0	0.0	2.0
		40	4.0	0.0	4.0
		60	6.0	0.0	6.0
Protec®	6-0-12	10	0.6	0.0	1.2
		20	1.2	0.0	2.4
		40	2.4	0.0	4.8
		60	3.6	0.0	7.2
Protec®	0-0-25	10	0.0	0.0	3.6
		20	0.0	0.0	7.3
		40	0.0	0.0	14.5
		60	0.0	0.0	21.7
XTEND® Liquid Hi-N	34-0-0	10	3.4	0.0	0.0
		20	6.8	0.0	0.0
		40	13.6	0.0	0.0
		60	20.4	0.0	0.0
Seamac Proturf Fe	2.1-0-0	10	0.3	0.0	0.0
		20	0.5	0.0	0.0
		30	0.8	0.0	0.0
Liquid Turf Hardener	10-0-0	10	1.1	0.0	0.0
		20	2.2	0.0	0.0
Turfite® Elite	7-20-13	10	0.9	0.0	1.7
		20	1.8	0.0	3.4
		40	3.6	0.0	6.8

Nutrient input information - water soluble fertilisers

Product	Analysis	Application Rate (kg/ha)	Nutrient input kg/ha		
			N	P ₂ O ₅	K ₂ O
XTEND® Soluble	46-0-0	20	9.2	0	0
		40	18.4	0	0
		60	27.6	0	0
Solufeed Hi-K	13-0-45	20	2.6	0	9
		40	5.2	0	18
		60	7.8	0	27
Optisol Hi-N	28-7-14	20	5.6	1.4	2.8
		40	11.2	2.8	5.6
		60	16.8	4.2	8.4
Solufeed Hi-P	13-40-13	20	2.6	8	2.6
		40	5.2	16	5.2
		60	7.8	24	7.8
Solufeed NPK	14-5-28	20	2.8	1.0	5.6
		40	5.6	2.0	11.2
		60	8.4	3.0	16.8
Solufeed NK	15-0-25	20	3	0	5
		40	6	0	10
		60	9	0	15

SUGGESTED TANK-MIXES

INFORMATION

Headland Amenity have pioneered the application of multiple products within the same tank-mix to ease application, save time and money and maximise product efficacy.

All these tank-mixes are trialled in the laboratory for spray tank compatibility and in the field during extreme conditions and at higher rate replicates, to confirm performance.



Many Headland liquid products are tank-mix compatible. For further information scan the QR Code or visit <http://tinyurl.com/tank-mixing>

Denotes tank-mix sequence

① First product to be added to half filled tank under agitation.

EARLY SEASON GREEN UP AND GROWTH
Tees, Fairways, Semi-Rough and Sports Pitches

Grass growth initiation early in the year.
Applications from mid-February weather permitting.

① **Headland Soluble Iron** 12 to 20kg/ha + ② **XTEND® High-N 34-0-0** 40 to 60L/ha in **300 to 400L/ha** Spray volume

PRE-EVENT GREEN UP WITH CLIPLESS NT
Tees, Fairways, Semi-Rough and Sports Pitches

Pre-tournament green up or spring / summer feed without excessive clippings generation. Applications from mid-April.

① **XTEND® Soluble 46-0-0** 20 to 40kg/ha + ② **Elevate Fe®** 20 to 40L/ha + ③ **Headland Clipless NT®** 750 to 1,500ml/ha in **300 to 400L/ha** Spray volume

COOL TEMPERATURE HARDENER / TONIC
Greens and Tees

Grass growth initiation early in the year.
Applications from mid-February weather permitting.

① **Seamac® Proturf Fe** 30L/ha + ② **Turfite® Elite** 20L/ha + ③ **Liquid Turf Hardener** 20L/ha in **400L/ha** Spray volume

SUMMER FEED WITH CLIPLESS NT
Greens

Summer fertilisation to provide consistent growth without flushes. Applications from end May to end August.

① **Solufeed® NK 15-0-25** 10 to 20kg/ha + ② **Solufeed® TeMag™ Elite** 6kg/ha + ③ **Protec® Plus 28-0-0** 20 to 40L/ha + ④ **Headland Clipless NT®** 200 to 400ml/ha in **400L/ha** Spray volume

STRESS RECOVERY
Greens and Tees

Recovery tank-mix from drought, nematode, disease stress.
Applications from April to September.

① **Solufeed TeMag™ Elite** 6kg/ha + ② **Ascoflex Plus** 10-20L/ha + ③ **Turfite® Elite** 30L/ha in **400L/ha** Spray volume

OUTFIELD GREEN UP WITH WETTING AGENT
Tees, Fairways, Semi-Rough and Sports Pitches

Outfield green up or spring / summer feed with wetting agent .
Applications from Mid-April. Irrigation or rainfall required.

① **XTEND® Soluble** 20-40kg/ha + ② **TriCure AD™** 2.5L/ha + ③ **Elevate Fe** 20L/ha in **400L/ha** Spray volume

Read more about using Tricure AD at light rates on outfield turf on page 49.

FERTILISER CALCULATIONS - PLANNING YOUR NPK NUTRIENT INPUT

INFORMATION

Granular fertilisers

To accurately plan turf fertiliser input it is important to know how much actual nutrient is being applied in any given treatment and over the course of a season, this can be calculated in the following ways.

Fertiliser analyses and inputs are expressed in elemental form for nitrogen (N), but in oxide form (P_2O_5 & K_2O) for phosphorus and potassium.

To calculate actual elemental input; To convert P_2O_5 to elemental P - multiply by 0.44.

To convert K_2O to elemental K - multiply by 0.83.

This can be useful when considering other constituents of fertilisers. For example, many granular fertilisers contain high levels of sulphur (S) expressed in the oxide form (SO_3).

To convert SO_3 to elemental S, - multiply by 0.4.

Granular fertilisers - Formula

To calculate the kg of nutrient applied per hectare, use;

Application rate (in g/m²) x % nutrient content/10

Example:

An application of Greentec 6-5-18 applied at 25g/m²

$25 \times 6/10 = 15\text{kg N per hectare}$

$25 \times 5/10 = 12.5\text{kg } P_2O_5 \text{ per hectare}$

$25 \times 18/10 = 45\text{kg } K_2O \text{ per hectare}$

Water-soluble fertilisers

Water-soluble fertilisers are treated as granular fertilisers.

However, where application rates are in kg/ha, use the following formula:

Water-soluble fertilisers - Formula

Application rate (in kg/ha) x % nutrient content / 100

Example:

An application of Solufeed NK 15-0-25 water-soluble fertiliser applied at 40kg/ha

$40 \times 15/100 = 6\text{kg N per hectare}$

$40 \times 25/100 = 10\text{kg } K_2O \text{ per hectare}$

Liquid fertilisers

Liquid Fertilisers present a different challenge because their analysis can be declared in two separate ways - weight/weight (w/w) or weight/volume (w/v). The difference between the nutrient content expressed in w/w and w/v is actually the specific gravity of the product.

To calculate the kg per hectare of nutrient applied by a liquid fertiliser where the analysis is declared as weight/weight, you use the calculation shown in the box on the right. It is necessary to know the specific gravity of the product as it forms part of the calculation.

To calculate the kg per hectare of nutrient applied by a liquid fertiliser where the analysis is declared as weight/volume, you simply multiply the % nutrient content by the application rate (in l/ha) and divide by 100.

So for example a 15% nitrogen liquid fertiliser (w/v) and applied at 40 litres per hectare would be;
 $15 \times 40 / 100 = 6 \text{ kg per hectare of nitrogen applied.}$

Liquid fertilisers - w/w Formula

Application rate (in litres per hectare) x Specific Gravity of the liquid = W and then

W x % nutrient content/100

Example:

An application of 15-0-12 liquid applied at 100 litres per hectare. (S.G. = 1.36)

$100 \times 1.36 \text{ (Specific Gravity)} = 136$

$136 \times 15/100 = 20.4\text{kg N per hectare}$

$136 \times 12/100 = 16.3\text{kg } K_2O \text{ per hectare}$

Convert U.S./Imperial to Metric

U.S./Imperial	1 U.S. gallon	1 U.S. fl.oz	1000 ft ²	1lb/1000 ft ²	1 Imp.gal	1 Imp.fl.oz	1 acre	2.471 acres	1oz	1lb
Metric	3.785 litres	29.574ml	92.9m ²	48.83kg/ha	4.546 litres	28.41ml	4047m ²	1 hectare	28.35g	0.4536kg

More conversion information is available at www.convert-me.com



headland
AMENITY PRODUCTS



Mark De Ath Operations Director

Telephone: 07774 263557 • mark.de_ath@headlandamenity.com

Andy Russell Sales & Marketing Director

Telephone: 07767 203065 • andy.russell@headlandamenity.com

Mark Hunt Technical Director

Telephone: 07798 501109 • mark.hunt@headlandamenity.com

Wendy Johnson Technical Support Co-ordinator

Telephone: 01763 255550 • wendy.johnson@headlandamenity.com

Scott Hutchings Sales Office Manager

Telephone: 01763 255550 • scott.hutchings@headlandamenity.com

Iain Richardson Business Development Manager

Telephone: 07827 296565 • iain.richardson@headlandamenity.com

Adrian Masters Regional Manager (Wales & West Midlands)

Telephone: 07788 974747 • adrian.masters@headlandamenity.com

Andy Ward Regional Manager (South East)

Telephone: 07747 775841 • andy.ward@headlandamenity.com

Andy Lane Regional Manager (Midlands and South West)

Telephone: 07747 686526 • andy.lane@headlandamenity.com

Dave Howells Regional Manager (North)

Telephone: 07554 813541 • david.howells@headlandamenity.com

Peter Blackaby Regional Manager

(North London and Eastern Counties)

Telephone: 07741 670146 • peter.blackaby@headlandamenity.com

Alex Hawkes Regional Manager (Sportsturf)

Telephone: 07771 395391 • alex.hawkes@headlandamenity.com



...the missing piece that makes all the difference®



1 - 3 Freeman Court, Jarman Way, Royston
Hertfordshire SG8 5HW

Telephone: 01763 255550
info@headlandamenity.com
www.headlandamenity.com

Acknowledgements

Ascoflex®, C-Complex®, Elevate Fe®, Quickfire®, QuickStart®, Mantle®, Protec®, Tangent®, Turfcomplex®, Turfite®, Xpedite®, XTEND® and '...the missing piece that makes all the difference' are registered trademarks of Headland Amenity Ltd. CalciComplex™ and H-Cote are trademarks of Headland Amenity Ltd. Headland®, Greentec®, Seamac®, Intake® are registered trademarks of Headland Agrochemicals Ltd. Multigreen® is a registered trademark of Haifa Chemicals Ltd. Uflexx® and Hydrex® are registered trademarks of Koch Fertilizer LLC. Blaukorn® is a registered trademark of Compo Expert GmbH. Solufeed® is a registered trademark of Solufeed Ltd. DewCure™, Terafirm™ and TriCure™ are trademarks of Mitchell Products. Erase™, Jet Black™, Knockdown™, Runway™, Transport™ and Signal™ are trademarks of Precision Laboratories Inc. Cabadex® and Blaster® are registered trademarks of Dow Chemical Company ("Dow") or an affiliated company of Dow. Clipless NT® is a registered trademark of Cheminova A/S. Dedicate® and Exteris® Stressgard are registered trademarks of Bayer Cropscience Limited.